


BOWL CENTRAL

TUESDAY DECEMBER 27

4:30PM KICKOFF



#83
JORDAN
WHITE

CONSENSUS
ALL-AMERICAN



#92
DREW
NOWAK

MAC DEFENSIVE
PLAYER OF
THE YEAR

PHIL STEELE
ALL-AMERICAN



GAME 13 – Little Caesars Pizza Bowl

Western Michigan (7-5, 5-3 MAC) vs. Purdue (6-6, 4-4 BIG10)
Dec. 27, 2011 // Ford Field (65,000)
4:30 p.m. // Detroit, Mich. // ESPN (HD)

RADIO BROADCAST

The game will be broadcast live on the Bronco Radio Network: 96.5 FM (Kalamazoo, Portage, Mattawan); 96.1 FM (Holland, Grand Rapids, Muskegon), 94.1 FM (Lansing, Jackson, Battle Creek), and 94.3 FM (Detroit). Robin Hook (play-by-play) and Monty Porter (analysis) will have the call beginning at 12 p.m.

TELEVISION BROADCAST

The Little Caesars Pizza Bowl will be broadcast live on ESPN (HD). Beth Mowins (play-by-play), Mike Bellotti (analysis) and Eamon McAnaney (sideline reporter) will call the action.

COACHING STAFF

- Bill Cubit, Head Coach
 - Dave Cohen, Defensive Coordinator/Linebackers *
 - Josh Gattis, Wide Receivers
 - Amp Campbell, Cornerbacks *
 - Ryan Cubit, Quarterbacks *
 - Rich Nagy, Safeties
 - Lou Esposito, Recruiting Coordinator/Defensive Line
 - Jake Moreland, Tight Ends *
 - Mike Sabock, Running Backs/Special Teams Coordinator
 - A.J. Ricker, Offensive Line
 - Rich Reichert, Defensive Graduate Assistant *
 - Steve Casula, Offensive Graduate Assistant *
- * In coaches box during game

BRONCO SCOREBOARD

Sept. 3	at Michigan	L, 10-34 (F/3rd Qtr)
Sept. 10	NICHOLLS.....	W, 38-7
Sept. 17	CENTRAL MICHIGAN *	W, 44-14
Sept. 24	at No. 24/22 Illinois \$.....	L, 20-23
Oct. 1	at Connecticut.....	W, 38-31
Oct. 8	BOWLING GREEN *^	W, 45-21
Oct. 15	at Northern Illinois *	L, 22-51
Oct. 22	at Eastern Michigan *	L, 10-14
Oct. 29	BALL STATE *	W, 45-35
Nov. 8	at Toledo *%	L, 63-66
Nov. 16	at Miami *%.....	W, 24-21
Nov. 25	AKRON *	W, 68-19
Dec. 27	vs. Purdue ~	4:30 p.m.

* MAC Game
^ 2011 Homecoming Game
\$ BIG10 Network
% ESPN2/ESPNU
~ Little Caesars Pizza Bowl at Ford Field (ESPN HD)
HOME GAMES IN ALL CAPS

BOILERMAKER SCOREBOARD

Sept. 3	MIDDLE TENNESSEE STATE.....	W, 27-24
Sept. 10	at Rice	L, 22-24
Sept. 17	SOUTHEAST MISSOURI STATE.....	W, 59-0
Oct. 1	NOTRE DAME	L, 10-38
Oct. 8	MINNESOTA *	W, 45-17
Oct. 15	at No. 24/23 Penn State *	L, 18-23
Oct. 22	ILLINOIS *	W, 21-14
Oct. 29	at No. 13/12 MICHIGAN *	L, 14-36
Nov. 5	at No. 9/8 Wisconsin *	L, 17-62
Nov. 12	OHIO STATE *	W, 26-23
Nov. 19	IOWA *	L, 21-31
Nov. 26	at Indiana *	W, 33-25
Dec. 27	vs. Western Michigan ~	4:30 p.m.

* BIG10 Game
~ Little Caesars Pizza Bowl at Ford Field (ESPN HD)
HOME GAMES IN ALL CAPS

**BRONCO FOOTBALL
WESTERN MICHIGAN UNIVERSITY**

11 PERFECT HOME SEASONS | 11 ACADEMIC ALL-AMERICANS | 16 ALL-AMERICANS

2 MAC CHAMPIONSHIPS | 2 MAC WEST DIVISION CHAMPIONSHIPS | 5 BOWL APPEARANCES

WMU FOOTBALL NOTES OF INTEREST

- Western Michigan and Purdue will meet for the third time in program history with the Boilermakers holding a 2-0-0 lead in the series
- WMU is playing in its fifth postseason bowl game and third under head coach Bill Cubit
- WMU's Jordan White became WMU football's first Consensus All-American when he was named to the American Football Coaches Association, Associated Press and Walter Camp All-America teams; he is also only the sixth Consensus All-American in Mid-American Conference history
- WMU broke 10 single-season team records in 2011
- WMU's Drew Nowak became the program's fifth MAC Defensive Player of the Year and first since Ameer Ismail in 2006
- The Broncos are looking for the program's first postseason bowl win and look to remain undefeated when playing at Ford Field under Cubit – WMU d. Eastern Michigan, 44-36 (Nov. 5, 2005); WMU d. Illinois, 23-17 (Nov. 8, 2008)
- Alex Carder is looking for his fourth 400-yard passing game in a row to extend his program record to six career games reaching that plateau
- Jordan White is 110 yards from breaking the MAC record for career receiving yards (Darius Watts, Marshall – 4,031 yds) and 125 yards from breaking the MAC record for single-season receiving yards (Freddie Barnes, Bowling Green – 1,770 yds in 2009)
- Mitch Zajac, John Potter and Ben Armer are in line to join former long snapper Tom Harrington at 50 career games played at Western Michigan, marking the most in a career at WMU

SEASON STORIES

- WMU boasts eight All-MAC selections, the MAC Defensive Player of the Year, two All-Americans and an Academic All-American on its 2011 squad
- WMU has amassed 10,048 community service hours during head coach Bill Cubit's seven-season tenure
- WMU has two former players on the coaching staff – Ryan Cubit (2004-06) - Quarterbacks; Jake Moreland (1996-99) - Tight Ends
- WMU running backs coach/special teams coordinator Mike Sabock will retire at the end of the Little Caesars Pizza Bowl, marking the end of a coaching career that has spanned 28 seasons
- John Potter holds the career record for tackles by a kicker (35)
- Bill Cubit (47) ranks sixth on the all-time wins list at Western Michigan University; Cubit ranks third in MAC wins at WMU (34)
- WMU faced a bowl team from the 2010 season on the road six times this year (Michigan, Illinois, Connecticut, Northern Illinois, Toledo, Miami)
- Western Michigan welcomed a pair of new coaches to the staff in 2011 with Josh Gattis as the Broncos new wide receivers coach, and A.J. Ricker returns to the staff as WMU's offensive line coach
- Western Michigan had eight games on national or regional television in 2011, including home games against MAC rivals Central Michigan (Sept. 17 - ESPN Regional) and Bowling Green (Oct. 8 - SportsTime Ohio), road tilts at Michigan (Sept. 3 - ABC/ESPN2), Illinois (Sept. 24 - Big Ten Network), Connecticut (Big East Network), Northern Illinois (Oct. 15 - CSN Chicago), Toledo (Nov. 8 - ESPNU) and Miami (Nov. 16 - ESPN2). The Little Caesars Pizza Bowl will be the ninth televised game in 2011 for WMU.

HERE'S SOMETHING YOU DID NOT KNOW

Western Michigan is playing indoors for the fifth time during the Bill Cubit era and look to improve to 4-1 in such games – Ford Field (2-0), Kibbie Dome (1-0), Rogers Centre (0-1).

WESTERN MICHIGAN
12TH ANNUAL JUNIOR BRONCO FOOTBALL DAY CAMP
JUNE 21ST 2011 REGISTER NOW
2011 FOOTBALL SEASON TICKETS
BUY NOW

WMU football games (when television broadcast rights will allow) can be seen live via the official athletics web site (www.wmubroncos.com) by subscribing to Bronco Insider, which can be found on the home page of the site. You are able to listen to each Bronco football game on the Internet by clicking on the Listen Live link from each week's Bronco Game Day Page. Live Stats are available for **FREE** for all Bronco home games by clicking the link atop the home football page or on the schedule.





BRONCO QUICK FACTS

SCHOOL INFORMATION

Name:Western Michigan University
Location:Kalamazoo, Mich.
Founded:1903
Enrollment:25,045
Nickname:Broncos
Mascot:Buster Bronco
Colors:Brown & Gold
Affiliation:NCAA Division I-A
Conference:Mid-American Conference (West)
Home Venue:Waldo Stadium (1939)
Surface/Capacity:Field Turf/30,200
President:Dr. John M. Dunn
Director of Athletics:Kathy Beauregard
Football AD:Monty Porter
Senior Associate AD:Dave Corstange
Faculty Athletic Representative:Fred Sitkins

COACHING INFORMATION

Head Coach:Bill Cubit (Delaware, 1975)
Record at WMU/D-I/MAC/Overall:47-38/47-38/34-21/81-56-1
Football Phone:269-387-8620
Assistant Coaches:
Dave CohenDefensive Coordinator/Linebackers
Amp CampbellCornerbacks
Ryan CubitQuarterbacks
Lou EspositoDefensive Line/Recruiting Coord.
Josh GattisReceivers
Jake MorelandTight Ends
Rich NagySafeties
Mike SabockRunning Backs/Special Teams
A.J. RickerOffensive Line
Steve CasulaOffensive Graduate Assistant
Rich ReichertDefensive Graduate Assistant
Tim KnoxDirector of Football Operations

ATHLETIC MEDIA RELATIONS

Director of Media Relations/FB SID:Mat Kanan
Office Phone:269-387-4125
Cell Phone:269-998-2259
E-Mail:mat.kanan@wmich.edu
Associate Director:Kristin Keirns
Assistant Director:Adam Bodnar
Assistant Director:Sean Fagan
Media Relations Office:Read Fieldhouse
.....1903 W. Michigan Ave.
.....Kalamazoo, Mich. 49008-5406
Phone:269-387-3120
Fax:269-387-4139
Waldo Stadium Press Box Phone:269-387-3064/3065
Web Site:www.wmubroncos.com
Bronco Radio Network:Robin Hook (Play-by-Play)
.....Monty Porter (Analysis)
.....WKZO - 96.5 FM (Flagship)
.....WMAX ESPN - 96.1 FM (Holland, Grand Rapids, Muskegon)
.....94.3 FM (Detroit)
.....WVIC - 94.1 FM (Lansing, Jackson, Battle Creek)

MEDIA SERVICES

PRACTICES

Players and coaches are available for interviews after practice, Monday through Thursday. Bill Cubit is available the entire week, while student-athletes are available after practice Monday through Wednesday. Media wishing to conduct interviews should call ahead to the Athletic Media Relations Office (269) 387-4125 and arrive a half-hour before practice ends.

Please observe the following rules when attending practices:

- Coaches and players after practice only (Monday: 7:45-9 p.m.; Tuesday/Wednesday: 3:30-5:30 p.m.; Thursday: 3-4 p.m.)
- Photo journalists must shoot from along the sidelines, keeping a safe distance from players
- Shooting team formations is prohibited
- Do not record audio

PHONE INTERVIEWS

Coach Cubit is available for a phone interviews on Wednesdays (10:30-11 a.m.) and Thursdays (12-1 p.m.). Student-athletes are available for phone interviews after practice only. Please submit request at least 24 hours prior to desired interview date.

CREDENTIALS

Requests for single game and season media credentials should be directed to the WMU Athletic Media Relations Office. Seating in the Waldo Press Box is limited, priority will be given to media on deadline.

PHONE LINES

Visiting commercial radio stations will receive a complimentary phone line (269) 387-2266. To order an additional line, contact Dannie Alexander at (269) 387-3346. A number of phones are available in the press box for reporters filing stories. Phones can be accessed by using a calling card. The press box phone numbers are (269) 387-3064 and 387-3065.

GAME DAY

Media parking lots are located at the top of Oliver Street hill. Look for the lot number on your parking pass. A complimentary pre-game meal will be served by The Radisson Hotel. Photographers are allowed to shoot along the sidelines (but not in the bench area) and in the end zones. Passes must be worn at all times. Bronco players and coach Bill Cubit will take part in a post-game news conference in the team meeting room after the visiting team is finished with its interviews. The WMU locker room is closed to the media at all times. Requested players will be brought outside the locker room for interviews. A post-game statistical package will include an Automated Scorebook® statistics print out, quotes and notes.

NEWS CONFERENCES

Bill Cubit addresses the media at a 11:00 a.m. news conference every Tuesday during the season in the Webster's private dining located on the second floor of the Radisson Plaza Hotel.

MAC TELECONFERENCE

Bill Cubit participates in the Mid-American Conference Teleconference every Monday during the season from 9:30-9:38 a.m. To participate (media only), call (877) 307-1996. An audio file of the teleconference will be available on the www.mac-sports.com every Monday afternoon by 3 p.m. (ET). It will be located on the football main page.

RADIO/TELEVISION PROGRAMS

Cubit appears on "Bronco Review," a weekly half-hour television show devoted to Bronco Athletics. "Bronco Review" is slotted for Thursdays at 7:30 p.m. on WLLA-TV. The show replays on Saturdays at 10:30 a.m. Cubit also joins Robin Hook on "Bronco Review," every Thursday evening (6-7 p.m.) from Old Burdicks Grille, located on 11th Street inside Holiday Inn West. The show airs live on 1660 THE FAN.

WEB SITE

The official WMU Athletic Web Site contains information on all 16 varsity sports. Each sport's home page contains the latest news releases, statistics, roster, and schedule. It is necessary to have Adobe Acrobat Reader installed on your computer to view the PDF formatted news releases.

WHAT'S IN A NAME?

When referencing Western Michigan, please refer to the school as Western Michigan, WMU or the Broncos. Do not use Western. When referring to the Mid-American Conference, please use the Mid-American Conference or the MAC. Do not use the MAC Conference or the M-A-C.

FOLLOW WMU FOOTBALL ON TWITTER

WMU head coach Bill Cubit has his own Twitter page and the media relations has a Twitter page dedicated to Bronco football news.
www.twitter.com/CoachCubit
www.twitter.com/kananmj
www.twitter.com/wmubroncofans





GENERAL INFORMATION

Location West Lafayette, Ind.
 Nickname Boilermakers
 Colors Old Gold and Black
 Year Founded 1869
 Enrollment 39,637
 President France A. Cordova
 Athletic Director Morgan J. Burke
 Conference Big Ten (Leaders Division)
 Stadium Ross-Ade Stadium
 Capacity 62,500
 Surface Natural Grass
 Web Site www.purduesports.com
 Press Box Phone

Head Coach Dan Hope
 Alma Mater/Year Eastern Kentucky/1981
 Record at school/Years 15-21/Third Season
 Career Record/Years 50-43/Eighth Season
 Basic Offense Spread
 Basic Defense 4-3
 2010 Record/ Conf. (Finish) 4-8/2-6 (T-9th)
 Lettermen Returning 59
 Lettermen Lost 17
 Starters Returning 16
 Starters Lost 6

Football SID Tom Schott
 Office Phone 765-494-3145
 Office Fax 765-494-5447
 E-mail tschott@purdue.edu

ALL-TIME SERIES RESULTS

9/11/1993	A	L, 13-28
9/14/2002	A	L, 24-28
All time:		0-2
Home:		NA
Away:		0-2
Neutral:		First meeting
First at Waldo Stadium:		NA
First at Ross-Ade Stadium:	9/11/1993	L, 13-28
First at Neutral Site:	12/27/2011	First meeting

2010 RESULTS

4-8 Overall/2-6 BIG10

Date	Opponent	Result
9/4	at Notre Dame	L, 12-23
9/11	WESTERN ILLINOIS	W, 31-21
9/18	BALL STATE	W, 24-13
9/25	TOLEDO	L, 20-31
10/9	at Northwestern *	W, 20-17
10/16	MINNESOTA *	W, 28-17
10/23	at Ohio State *	L, 0-49
10/30	at Illinois *	L, 10-44
11/6	WISCONSIN *	L, 13-34
11/13	MICHIGAN *	L, 16-27
11/20	at Michigan State *	L, 31-35
11/27	INDIANA *	L, 31-34 OT

* denotes BIG10 game
 All CAPS denotes HOME

2011 SCHEDULE/RESULTS

Date	Opponent	Time/Result
9/3	MIDDLE TENNESSEE STATE	W, 27-24
9/10	at Rice	L, 22-24
9/17	SOUTHEAST MISSOURI STATE	W, 59-0
10/1	NOTRE DAME	L, 10-38
10/8	MINNESOTA *	W, 45-17
10/15	at No. 24/23 Penn State *	L, 18-23
10/22	ILLINOIS *	W, 21-14
10/29	at No. 13/12 Michigan *	L, 14-36
11/5	at No. 9/8 Wisconsin *	L, 17-62
11/12	OHIO STATE *	W, 26-23
11/19	IOWA *	L, 21-31
11/26	at Indiana *	W, 33-25
12/27	vs. Western Michigan ~	4:30 p.m.

*denotes BIG10 game
 ~ Little Caesars Pizza Bowl at Ford Field (ESPN HD)
 All times EST/EDT
 All CAPS denotes HOME





SUCCESS UNDER CUBIT

Western Michigan ranks among the conference's elite under head coach Bill Cubit:

MAC Wins	34 (4th)
MAC Winning Percentage618 (5th)
BCS Wins	4 (2nd)
Academic All-Americans	5 (1st)
NFL Draftees	4 (3rd)

CUBIT'S RECORD VS. 2011 OPPONENTS (including 2011 results)

Michigan	0-2
Nicholls	2-0
Central Michigan	2-5
Illinois	1-1
Connecticut	1-0
Bowling Green	3-0
Northern Illinois	3-4
Eastern Michigan	5-2
Ball State	3-4
Toledo	4-3
Miami	3-0
Akron	3-1
Purdue	0-0

WMU'S RECORD AGAINST THE BIG TEN

Illinois	1-3
Indiana	0-5
Iowa	2-0
Michigan	0-6
Michigan State	2-11
Minnesota	0-3
Northwestern	NA
Ohio State	NA
Penn State	NA
Purdue	0-2
Wisconsin	1-3
Total	6-31

CUBIT'S WINS AGAINST THE BIG TEN

Illinois (2008)	23-17
Iowa (2007)	28-19

CUBIT'S RECORD AGAINST THE BIG TEN

Illinois	1-3
Indiana	0-3
Iowa	1-0
Michigan	0-2
Michigan State	0-2
Purdue	0-0
Total	2-10

CUBIT'S WINS AGAINST BCS SCHOOLS

Connecticut (2011)	38-31
Illinois (2008)	23-17
Iowa (2007)	28-19
Virginia (2006)	17-10

BOWL MILEAGE

Western Michigan is playing in its third bowl game under head coach Bill Cubit and it is the closest in proximity to Waldo Stadium.

Waldo Stadium - Ford Field	140.19 miles
Waldo Stadium - Rogers Centre	377.63 miles
Waldo Stadium - Reliant Stadium	1,208.38 miles

FIRST TIME, LONG TIME

Western Michigan's trip to the Little Caesars Pizza Bowl marks the fifth time in as many bowl games that the Broncos are playing in a bowl game for the first time, never having made a repeat trip to a postseason game.

TOP PERFORMERS

Any time Western Michigan has a performer ranking among the nation's best in a given week, or earning MAC POTW honors, it will be listed here.

National Weekly Leaders

Passing	
1. Alex Carder (11/8)	548 yds, 7 TDs (38-59)
2. Alex Carder (10/1)	479 yds, 5 TDs (37-51)
6. Alex Carder (10/29)	404 yds, 2 TDs (29-41)
5. Alex Carder (11/16)	429 yds, 3 TDs (36-57)
Rushing	
NA	
Receiving	
1. Jordan White (11/8)	238 yds (16 rec.)
2. Jordan White (9/17)	177 yds (13 rec.)
8. Jordan White (10/1)	173 yds (12 rec.)
7. Jordan White (10/8)	156 yds (12 rec.)
6. Jordan White (10/29)	172 yds (9 rec.)
10. Chleb Ravenell (10/29)	157 yds (9 rec.)
7. Jordan White (11/25)	138 yds (7 rec.)

MAC POTW

OFFENSIVE	
Jordan White	9/19/11
Jordan White	9/26/11
Alex Carder	10/3/11
Jordan White	10/10/11
Jordan White	10/31/11
Alex Carder	11/14/11
Jordan White	11/14/11
DEFENSIVE	
Johnnie Simon	10/31/11
Drew Nowak	11/21/11

SPECIAL TEAMS

John Potter	9/12/11
John Potter	9/19/11
John Potter	11/14/11
John Potter	11/28/11

NO ONE BETTER

John Potter made 21 PATs over the last three weeks of the season to become the MAC's career record holder for consecutive PATs made.

1. John Potter (WMU) **126**
2. John Scott (Miami)
3. Chris Nendick (Northern Illinois)
4. Gary Gussman (Miami)
5. Ian McGarvey (Ball State)

CARDER2WHITE

Much of the success for WMU's offense is predicated on the on-field relationship between Alex Carder and Jordan White. So far this season, it has accounted for the following:

Percent of passing yards	42.1
Percent of the completions	39.8
Percent of the passing TDs	46.4

Check out www.YouTube.com/Carder2White

JORDAN WHITE = ALL-AMERICAN

Jordan White has been named All-America by seven different national publications and/or organizations, including the Associated Press (Third Team), Walter Camp, American Football Coaches Association and Sports Illustrated.

SWEET 16

Drew Nowak became the 16th All-America selection in WMU football program history, earning Third Team Phil Steele All-America. He is only the third defensive lineman to earn All-America status in program history following Jason Babin in 2002 and 2003 and Bob Rowe in 1966. Rowe was the last defensive tackle to earn All-America at Western Michigan.

The Green Bay, Wis., native, who was named Mid-American Conference Defensive Player of the Year two weeks ago ranks fifth in the country with 1.67 tackles for loss per game and fourth with 20.0 total TFLs in 2011.

TOP OF THE MOUNTAIN

John Potter is now the program all-time leader in total career PATs. He ranks third in MAC history.

Shaun Suisham (BGSU), 2001-04	226
Jason Robbins (Toledo), 2002-05	211
John Potter (2008-present)	181

MAKING THE GRADE

Senior place kicker John Potter became the sixth Bronco football student-athlete (11th overall) to earn First Team Capital One Academic All-America and the first specialist in program history. Potter boasts a 3.98 GPA in business and finance, which is the highest GPA on the football team and has one of the top 10 GPAs among all Western Michigan student-athletes.

AC 400

Alex Carder threw for over 400 yards in a game for the fourth time in 2011 and fifth of his career, amassing 429 yards against Miami. He finished the regular season with three-straight games with 400 or more yards and has more in a career than any other Bronco QB in program history.

Alex Carder	548 at Toledo (11/8/11)
Alex Carder	479 at UConn (10/1/11)
Alex Carder	429 at Miami (11/16/11)
Alex Carder	404 vs. Ball State (10/29/11)
Alex Carder	403 vs. Toledo (9/18/10)

KEEPING UP WITH THE JONES'

Ben Armer recorded just one punt in the season finale but it tied him with Stu Jones (1975-78) for second most in program history at 207.

Jim Klapthor (1983-86)	225
Ben Armer (2008-present)	207
Stu Jones (1975-78)	207



2011 TEAM RANKINGS

WESTERN MICHIGAN

	NCAA	MAC
Rushing Offense	87 (127.42)	8
Passing Offense	8 (328.83)	1
Total Offense	23 (456.25)	4
Scoring Offense	18 (35.58)	3
Rushing Defense	107 (215.92)	11
Pass Efficiency Defense	59 (127.55)	6
Total Defense	100 (434.08)	12
Scoring Defense	72 (28.00)	6
Net Punting	49 (37.05)	5
Punt Returns	43 (9.95)	4
Kick Off Returns	38 (22.71)	2
Turnover Margin	60 (0.00)	5
Pass Defense	53 (218.17)	8
Passing Efficiency	14 (154.74)	2
Sacks	T-37 (2.17)	2
Tackles for Loss	41 (6.42)	4
Sacks Allowed	T-62 (2.00)	8

PURDUE

	NCAA	BIG10
Rushing Offense	39 (174.67)	6
Passing Offense	82 (196.75)	6
Total Offense	79 (371.42)	7
Scoring Offense	69 (26.08)	7
Rushing Defense	90 (185.67)	10
Pass Efficiency Defense	54 (127.01)	8
Total Defense	69 (388.50)	9
Scoring Defense	65 (26.42)	9
Net Punting	30 (38.09)	3
Punt Returns	88 (5.91)	10
Kick Off Returns	2 (27.46)	1
Turnover Margin	T-74 (-0.17)	9
Pass Defense	38 (202.83)	8
Passing Efficiency	90 (119.93)	9
Sacks	72 (1.75)	7
Tackles for Loss	33 (6.67)	4
Sacks Allowed	81 (2.25)	8

IT'S ALL ABOUT TEAM

Western Michigan broke 10 single-season team records in 2011.

Points	427
Touchdowns.....	54
PATs	54
Passing Yards	3,946
Total Yards.....	5,475
First Downs	290
Passing First Downs	184
Kick Returns	58
Kick Return Yards	1,317
Return Yards ..	1,566

THEY CALL ME ISHMAEL

True freshman Trevor Ishmael recovered three fumbles against Akron to close out the season, tying the record for the most in a game in program history.

Trevor Ishmael vs. Akron, 2011	3
Rich Townsend vs. Northern Illinois, 1978.....	3
George Bullock vs. Central Michigan, 1979	3
Paul Johnson vs. Northern Illinois, 1988	3

WHAT'S THE SCORE

Western Michigan has scored over 60 points in two games in 2011 and reached the 40-point mark five times so far this season. The Broncos scored 38 or more points in every home game as well.

TVT

Tyler Van Tubbergen made the most of his first career start vs. Akron, completing 90.5 percent of his passes (19-for-21) for 252 yards and six TDs. He also ran in another score and rushed for 60 yards.

PORTAGE CONNECTION

Portage Central High School products Matt Cutler and Eric Monette scored their first career TDs in the same game against Akron. They became the ninth and 10th receivers to have at least one TD reception in 2011.

WMU IN THE PROS

Western Michigan boasts five former Broncos on active NFL rosters in 2011 and another on the N.Y. Jets practice squad.

2011 WMU Football Pronunciation Guide

- Robert Arnheim – arn • **HIME**
- Rontavious Atkins – ron • **TAYV** • ius
- Travonte Boles – tra • **VOHN** • tay
- Devon Brant – **DEH** • brant
- Deon Cammock – **CAM** • mock
- Donald Celiscar – **SELL** • ih • scar
- Dareyon Chance – **DARE** • e • yun
- Chris Colombe – cuh • **LOAM**
- Bill/Ryan Cubit – **Q** • bit
- Paul Dreher – **DREE** • er
- Lou Esposito – s • poe • **ZEE** • toe
- Kevin Galaher – **GALE** • uh • her
- Josh Gattis – **GAT** • is
- Jon Hoffing – **HAWF** • ing
- Tyler Hrycak – **HRIS** • sak
- Trevor Ishmael – **ISH** • mell
- James Kristof – **KRIS** • toff
- Deauntay Legrier – **DEE** • ahn • tay leh • **GREER** (called Woody)
- Tim Maka – **MAH** • ka
- Jarrell McKinney – juh • **RELL**
- Khaled Mheisen – ka • **LED** m • **HICE** • en
- Nick Monaghan – **MAH** • nuh • han
- Eric Monette – mo • **NET**
- Kirk Nakama – nuh • **KAH** • ma
- Drew Nowak – **NO** • wak
- Weston Peiffer – **PIE** • fer
- Chleb Ravenell – **KAY** • leb **RAV** • uh • nell
- Mike Sabock – **SAY** • bok
- Antoin Scriven – **ANN** • twan
- Peter Terrana – ter • **AHN** • na
- Kasimili Uitalia – kah • si • **MIL** • lee **U** • tahl • ya (called Milli)
- Tyler VanTubbergen – van • **TOOB** • er • ghen
- Mitch Zajac – **ZAY** • jak

Active Roster

Jason Babin, DE	Philadelphia Eagles
EJ Biggers, CB	Tampa Bay Buccaneers
Louis Delmas, S	Detroit Lions
Greg Jennings, WR	Green Bay Packers
Tony Scheffler, TE	Detroit Lions

Practice Squad Roster

Jamarko Simmons, TE	New York Jets
---------------------------	---------------

COVER BOY

Greg Jennings is one of seven Green Bay Packers to grace the cover of this week's Sports Illustrated. Although the Packers have been featured six times over the past year, this is a first for a WMU alumni.

The Kalamazoo native is the first former Bronco to be featured on an SI cover, although former men's basketball stand out Ben Reed was a part of SI's NCAA Tournament Preview cover collage on March 22, 2004.





JORDAN WHITE - CONSENSUS CAMP ALL-AMERICAN



JORDAN WHITE - 2011 GAME-BY-GAME

GAME	RECEIVING				PUNT RETURNS				ALL-PURPOSE
	NO.	YDS	TD	LG	NO.	YDS	TD	LG	
9/3 at Michigan	12	119	0	20	2	16	0	11	135
9/10 Nicholls	4	67	0	23	2	35	0	18	102
9/17 CMU	13	177	2	43	1	64	0	64	241
9/24 at Illinois	14	132	1	21	1	14	0	14	146
10/1 at Connecticut	12	173	2	25	4	32	0	14	205
10/8 BGSU	12	156	2	26	1	6	0	6	162
10/15 at NIU	12	98	0	20	0	0	0	0	98
10/22 at EMU	7	70	0	25	1	0	0	0	70
10/29 Ball State	9	172	2	61	2	18	0	15	190
11/8 at Toledo	16	238	3	60	0	0	0	0	238
11/16 at Miami	9	106	2	23	1	12	0	12	118
11/25 Akron	7	138	2	40	2	25	0	27	190
12/27 vs. Purdue									
TOTALS	127	1646	16	61	17	222	0	64	1895

#83 JORDAN WHITE 293 CAREER RECEPTIONS

JORDAN WHITE - 2010 GAME-BY-GAME

GAME	RECEIVING				PUNT RETURNS				ALL-PURPOSE
	NO.	YDS	TD	LG	NO.	YDS	TD	LG	
9/4 at Michigan State	8	82	0	25	5	30	0	12	112
9/11 Nicholls	6	130	1	74	1	18	0	14	148
9/18 Toledo	13	170	1	24	2	10	0	8	180
10/2 Idaho	6	57	0	15	1	5	0	5	62
10/9 at Ball State	4	96	0	44	1	5	0	5	101
10/16 at Notre Dame	5	55	0	21	2	0	0	0	55
10/23 at Akron	8	168	2	35	2	7	0	9	175
10/30 NIU	14	180	1	33	0	0	0	0	196
11/5 at CMU	8	119	2	55	3	34	0	22	185
11/13 EMU	7	134	1	33	0	0	0	0	134
11/20 Kent State	8	77	1	16	2	9	0	6	86
11/26 at BGSU	7	110	0	26	1	10	0	10	120
TOTALS	94	1378	10	74	21	128	0	22	1554

#83 JORDAN WHITE 3,922 CAREER RECEIVING YDS

JORDAN WHITE - 2009 GAME-BY-GAME

GAME	RECEIVING				PUNT RETURNS				ALL-PURPOSE
	NO.	YDS	TD	LG	NO.	YDS	TD	LG	
9/12 at Indiana	6	41	0	15	0	0	0	0	41
9/19 Miami	3	47	0	22	1	40	0	40	87
9/26 Hofstra	9	101	1	24	0	0	0	0	101
10/3 at NIU	6	81	0	39	2	10	0	8	91
10/10 at Toledo	5	117	2	54	1	33	0	33	150
10/17 CMU	2	23	0	15	1	-1	0	0	22
11/7 at EMU	10	140	0	21	0	0	0	0	140
11/24 Ball State	11	121	1	19	6	11	0	5	132
TOTALS	53	681	4	54	11	93	0	40	774

#83 JORDAN WHITE 20 CAREER 100-YD RECEIVING GAMES

JORDAN WHITE - 2007 GAME-BY-GAME

GAME	RECEIVING				PUNT RETURNS				ALL-PURPOSE
	NO.	YDS	TD	LG	NO.	YDS	TD	LG	
9/1 at West Virginia	1	7	0	7	0	0	0	0	7
9/8 Indiana	0	0	0	0	0	0	0	0	0
9/15 at Missouri	0	0	0	0	0	0	0	0	0
9/22 CCSU	3	26	0	9	0	0	0	0	26
10/20 Ball State	4	80	1	50	0	0	0	0	80
10/27 at EMU	0	0	0	0	0	0	0	0	0
11/6 CMU	5	51	0	15	0	0	0	0	51
11/17 at Iowa	0	0	0	0	0	0	0	0	0
11/24 Temple	6	53	0	18	0	0	0	0	53
TOTALS	19	217	1	50	0	0	0	0	217

JORDAN WHITE - WMU CAREER RANKINGS

CATEGORY	NO.	RANK
Receptions	293	1st
Receiving Yards	3,922	1st
100-yard Receiving Games	20	1st
TD Receptions	31	2nd
All-Purpose Yards	4,440	5th

JORDAN WHITE - WMU SEASON RANKINGS

CATEGORY	NO.	YEAR	RANK
Receptions	127	2011	1st
	94	2010	4th
Receiving Yards	1,646	2011	1st
	1,378	2010	2nd
100-yard Receiving Games	9	2011	1st
TD Receptions	16	2011	1st
	10	2010	T-5th

JORDAN WHITE - WMU GAME RANKINGS

CATEGORY	DATE	OPPONENT	NO.	RANK
Receptions	11/8/11	at Toledo	16	T-1st
	9/24/11	at Illinois	14	T-5th
	10/30/10	NIU	14	T-5th
	9/17/11	CMU	13	T-11th
	9/18/10	Toledo	13	T-11th
	10/15/11	at NIU	12	T-16th
	10/8/11	BGSU	12	T-16th
	10/1/11	at UConn	12	T-16th
	9/3/11	at Michigan	12	T-16th
Receiving Yards	11/8/11	at Toledo	238	3rd
	10/30/10	NIU	180	9th
Receiving TDs	11/8/11	at Toledo	3	T-2nd

JORDAN WHITE - MAC CAREER RANKINGS

CATEGORY	NO.	RANK
Receptions	293	4th
Receiving Yards	3,922	2nd
TD Receptions	31	6th

JORDAN WHITE - MAC SEASON RANKINGS

CATEGORY	NO.	YEAR	RANK
Receptions	127	2011	2nd
	94	2010	T-16th
Receiving Yards	1,646	2011	3rd
	1,378	2010	10th
TD Receptions	16	2011	5th

JORDAN WHITE - MAC GAME RANKINGS

CATEGORY	DATE	OPPONENT	NO.	RANK
Receptions	11/8/11	at Toledo	16	T-9th
	9/24/11	at Illinois	14	T-23rd
	10/30/10	NIU	14	T-23rd
Receiving Yards	11/8/11	at Toledo	238	T-10th

JORDAN WHITE - 2011 NCAA RANKINGS

CATEGORY	NO.	RANK
Total Receptions	127	1st
Total Receiving Yards	1,646	1st
Receptions per Game	10.6	1st
Receiving Yds per Game	137.2	1st
Total TD Receptions	16	2nd

YOUTUBE.COM/CARDER2WHITE



JORDAN WHITE BID





HAPPY, HAPPY • The following Broncos are having a birthday in December

DECEMBER

December 1	Travis Turner
December 11	James Kristof
December 15	Curtis Cannon
December 20	Demetrius Pettway
December 21	Timmy Keith
December 22	Kendrick Roberts
December 28	Kasimili Uitalia

2011 WMU Football Roster

Breakdown	By Class
	Freshmen – 32
	Sophomores – 25
	Seniors – 19
	Juniors – 14
	Redshirt Freshmen – 12
By State	
Michigan – 32	
Florida – 28	
Illinois – 11	
Wisconsin – 6	
California – 3	
Delaware – 3	
Georgia – 3	
Indiana – 2	
Ohio – 2	
American Samoa – 1	
Kansas – 1	
Maryland – 1	
Minnesota – 1	
Mississippi – 1	
New Jersey – 1	
Pennsylvania – 1	
South Carolina – 1	
Tennessee – 1	
Virginia – 1	
Washington, D.C. – 1	
West Virginia – 1	

By Position
Defensive Linemen – 17
Offensive Linemen – 17
Wide Receivers – 16
Safeties – 13
Linebackers – 9
Running Backs – 8
Cornerbacks – 4
Tight Ends – 6
Quarterbacks – 5
Kickers – 3
Punters – 3
Long Snappers – 2

2011 INDIVIDUAL RANKINGS

WESTERN MICHIGAN

	PLAYER	NCAA	MAC
Rushing	Drake	NR (51.82)	15
Passing Efficiency	Carder	23 (148.28)	4
Total Offense	Carder	7 (335.18)	1
Rec. Per Game	White	1 (10.58)	1
Rec. Yds. Per Game	White	1 (137.17)	1
Interceptions	Pettway	NR (0.20)	T-9
Punting			
Punt Returns	White	8 (13.06)	1
Kick Off Returns	Wallace	38 (24.95)	5
Field Goals	Potter	T-34 (1.25)	T-3
Scoring	Potter	T-31 (8.25)	4
All-Purpose Runners	White	9 (157.92)	2
Sacks	Nowak	T-19 (0.71)	T-1
Tackles	Simon	T-53 (8.58)	T-8
Tackles for Loss	Nowak	5 (1.67)	2

PURDUE

	PLAYER	NCAA	BIG10
Rushing	Bolden	NR (56.17)	13
Passing Efficiency	TerBush	63 (129.60)	8
Total Offense	TerBush	86 (169.17)	9
Rec. Per Game	Siller	NR (3.75)	11
Rec. Yds. Per Game	Edison	NR (46.75)	12
Interceptions	Allen	T-65 (0.25)	T-6
Punting	Webster	25 (43.27)	2
Punt Returns	Gravesande	42 (5.86)	5
Kick Off Returns	Mostert	8 (31.00)	1
Field Goals	Wiggs	T-24 (1.33)	2
Scoring	Wiggs	84 (6.92)	8
All-Purpose Runners	Mostert	NR (74.36)	24
Sacks	Short	T-60 (0.54)	T-6
Tackles	Beckford	NR (7.58)	9
Tackles for Loss	Short	T-14 (1.42)	T-3

WMU RECORD BOOK WATCH

PASSING TDs (CAREER) Tim Hiller (2005, 2007-09).....99 Tim Lester (1996-99).....87 Alex Carder (2009-present).....58 Brad Tayles (1989-92).....49 Jay McDonagh (1993-95).....45 Norm Harris (1948-50).....35 Jeff Welsh (1997-01).....34	Jeff Welsh (1997-01).....5	RECEIVING TDs (CAREER) Greg Jennings (2002-05).....39 Jordan White (2007-present).....31 Steve Neal (1997-2000).....27 Corey Alston (1997-2000).....25 Juan Nunez (2007-10).....24 Branden Ledbetter (2005-08).....20 Allan Boyko (1987-90).....19 Jamarko Simmons (2005-08).....17	RECEIVING YARDS (CAREER) Jordan White (2007-present).....3,922 Steve Neal (1997-00).....3,599 Greg Jennings (2002-05).....3,539 Jamarko Simmons (2005-08).....3,019 Corey Alston (1997-2000).....2,456 Juan Nunez (2007-10).....2,343 Kendrick Mosley (1999-03).....2,042	Paul Davis (1988-89).....3 Demetrius Jones (1980-83).....3
PASS COMPLETIONS (CAREER) Tim Hiller (2005, 2007-09).....1,013 Tim Lester (1996-99).....875 Brad Tayles (1989-92).....663 Alex Carder (2009-present).....593 Jay McDonagh (1993-95).....529 Ryan Cubit (2004-06).....459 Jeff Welsh (1997-2001).....382	RECEPTIONS (CAREER) Jordan White (2007-present).....293 Jamarko Simmons (2005-08).....260 Greg Jennings (2002-05).....238 Steve Neal (1997-2000).....235 Juan Nunez (2007-10).....190 Kendrick Mosley (1999-03).....163 Andre Wallace (1991-94).....157 Josh Bush (1998-01).....150 Jake Moreland (1996-99).....143	100-YARD RECEIVING GAMES (CAREER) Jordan White (2007-present).....20 Greg Jennings (2002-05).....17 Steve Neal (1997-00).....14 Jamarko Simmons (2005-08).....12 Juan Nunez (2007-10).....7 Corey Alston (1997-2000).....7 Allan Boyko (1987-90).....7	CONSECUTIVE PATs MADE (CAREER) John Potter (2009-present).....126 John Creek (1985-88).....71 Robert Menchinger (2001-04).....66 Mike Prindle (1981-84).....55	
300-YARD PASSING GAMES (CAREER) Tim Hiller (2005, 2007-09).....16 Tim Lester (1996-99).....16 Alex Carder (2009-present).....10 Chad Munson (2000-03).....6 Tony Kimbrough (1985-88).....6	BLOCKED KICKS (CAREER) Cory Flom (2005-06).....5 Drew Nowak (2008-present).....4 Nick Varcadipane (2005-06).....3 Paul Moersch (2002-05).....3 William Reed (1996-98).....3	TACKLES BY A KICKER (CAREER) John Potter (2008-present).....35 Ben Armer (2008-present).....9 Nate Meyer (2004-06).....8 Brad Selent (1997-00).....6 Robert Menchinger (2001-04).....5 Bryon Hammons (1993-94).....5	TOTAL POINTS (CAREER) John Potter (2008-present).....325 Brad Selent (1997-2000).....307 Robert Sanford (1997-200).....258 Walt Olsen (1916-17, 1919).....253 Jerome Persell (1976-78).....240	



2011 LITTLE CAESARS PIZZA BOWL NOTES • PURDUE • DEC. 27



WESTERN MICHIGAN INDIVIDUAL LEADERS

2011 Statistics
All games

RUSHING

Name	No	Yds	Lg	TD	Avg
Tevin Drake	102	570	51	4	5.6
Brian Fields	64	291	53	2	4.3
Alex Carder	114	253	24	4	2.2

PASSING

Name	Att	Comp	Pct	Yds	TD	Effic
Alex Carder	445	299	67.2	3434	28	148.28
Tyler VanTubbergen	36	31	86.1	349	7	220.60
Mike Perish	10	4	40.0	42	0	75.28
Robert Arnheim	4	4	100.0	121	2	519.10

RECEIVING

Name	No	Yds	Lg	TD	Avg
Jordan White	127	1646	61	16	13.0
Chleb Ravenell	59	769	59	8	13.0
Robert Arnheim	59	662	34	4	11.2

SCORING

Name	TD	FG	PAT	SAF	Pts
John Potter	0	15	54	0	99
Jordan White	16	0	0	0	96
Chleb Ravenell	8	0	0	0	48
Antoin Scriven	5	0	0	0	30

INTERCEPTIONS

Name	No	Yds	Avg	TD	Lg
Demetrius Pettway	2	7	3.5	0	7
Rontavious Atkins	2	-2	-1.0	0	0
Johnnie Simon	2	20	10.0	0	19

DEFENSE

Name	ST	AT	TT	TFL	SK	INT
Johnnie Simon	55	48	103	8.5-30	2.5-15	2
Mitch Zajac	24	60	84	2.5-5	0.0-0	0
Drew Nowak	35	48	83	20.0-77	8.5-45	0

PUNT RETURNS

Name	No	Yds	Avg	TD	Lg
Jordan White	17	222	13.1	0	64
Robert Arnheim	3	0	0.0	0	5
Lewis Toler	1	-1	-1.0	0	0
Rontavious Atkins	1	-2	-2.0	0	0

KICK OFF RETURNS

Name	No	Yds	Avg	TD	Lg
Dervon Wallace	37	923	24.9	0	54
Aaron Winchester	8	144	18.0	0	30
Brian Fields	5	89	17.8	0	29
Ansel Ponder	3	66	22.0	0	27

PUNTING

Name	No	Yds	Avg	Lg	I20	50+
Ben Armer	41	1700	41.5	66	21	8
Robert Arnheim	1	35	35.0	35	0	0

FIELD GOALS

Name	FGM	FGA	Pct	Lg	Blk
John Potter	15	21	71.4	45	0

PURDUE INDIVIDUAL LEADERS

2011 Statistics
All games

RUSHING

Name	No	Yds	Lg	TD	Avg
Ralph Bolden	148	674	39	6	4.6
Akeem Shavers	89	370	43	6	4.2
Akeem Hunt	29	249	50	2	8.6

PASSING

Name	Att	Comp	Pct	Yds	TD	Effic
Caleb TerBush	264	163	61.7	1804	12	129.60
Robert Marve	102	55	53.9	557	3	99.69
Sean Robinson	2	0	0.0	0	0	0.00
Tommy Thomas	1	0	0.0	0	0	0.00

RECEIVING

Name	No	Yds	Lg	TD	Avg
Justin Siller	45	430	50	1	9.6
Antavian Edison	43	561	35	3	13.0
O.J. Ross	33	356	28	3	10.8

SCORING

Name	TD	FG	PAT	SAF	Pts
Carson Wiggs	0	16	35	0	83
Akeem Shavers	7	0	0	0	42
Ralph Bolden	6	0	0	0	36
Antavian Edison	5	0	0	0	30

INTERCEPTIONS

Name	No	Yds	Avg	TD	Lg
Ricardo Allen	3	37	12.3	1	37
Josh Johnson	2	0	0.0	0	0
Dwayne Beckford	1	1	1.0	0	1
Albert Evans	1	55	55.0	0	55
Joe Holland	1	0	0.0	0	0

DEFENSE

Name	ST	AT	TT	TFL	SK	INT
Dwayne Beckford	46	45	91	7.0-27	3.0-21	1
Joe Holland	47	38	85	8.5-32	1.5-10	1
Will Lucas	44	31	75	8.5-16	1.0-4	0
Ricardo Allen	55	17	72	3.0-6	0.0-0	3

PUNT RETURNS

Name	No	Yds	Avg	TD	Lg
Waynelle Gravesande	22	129	5.9	0	31
Ricardo Allen	1	7	7.0	0	6

KICK OFF RETURNS

Name	No	Yds	Avg	TD	Lg
Raheem Mostert	23	713	31.0	0	81
O.J. Ross	9	202	22.4	0	41
Akeem Hunt	6	161	26.8	0	42

PUNTING

Name	No	Yds	Avg	Lg	I20	50+
Cody Webster	44	1904	43.3	66	11	13
Carson Wiggs	21	716	34.1	54	16	1

FIELD GOALS

Name	FGM	FGA	Pct	Lg	Blk
Carson Wiggs	16	21	76.2	53	1

WESTERN MICHIGAN TEAM STATISTICS

2011 STATISTICS
ALL GAMES

TEAM STATISTICS	WMU	OPP
SCORING	427	336
Points Per Game	35.6	28.0
FIRST DOWNS	290	268
Rushing	81	125
Passing	184	122
Penalty	25	21
RUSHING YARDAGE	1529	2591
Yards gained rushing	1850	2912
Yards lost rushing	321	321
Rushing Attempts	368	473
Average Per Rush	4.2	5.5
Average Per Game	127.4	215.9
TDs Rushing	16	22
PASSING YARDAGE	3946	2618
Comp-Att-Int	338-496-12	231-376-12
Average Per Pass	8.0	7.0
Average Per Catch	11.7	11.3
Average Per Game	328.8	218.2
TDs Passing	37	16
TOTAL OFFENSE	5475	5209
Total Plays	864	849
Average Per Play	6.3	6.1
Average Per Game	456.2	434.1
KICK RETURNS: #-YARDS	58-1317	45-778
PUNT RETURNS: #-YARDS	22-219	10-59
INT RETURNS: #-YARDS	12-30	12-251
KICK RETURN AVERAGE	22.7	17.3
PUNT RETURN AVERAGE	10.0	5.9
INT RETURN AVERAGE	2.5	20.9
FUMBLES-LOST	23-15	25-15
PENALTIES-YARDS	89-702	75-655
Average Per Game	58.5	54.6
PUNTS-YARDS	42-1735	54-2216
Average Per Punt	41.3	41.0
Net punt average	37.0	35.5
TIME OF POSSESSION/GAME	27:50	30:48
3RD-DOWN CONVERSIONS	67/157	65/162
3rd-Down Pct	43%	40%
4TH-DOWN CONVERSIONS	17/22	5/20
4th-Down Pct	77%	25%
SACKS BY-YARDS	26-157	22-161
MISC YARDS	0	-15
TOUCHDOWNS SCORED	54	44
FIELD GOALS-ATTEMPTS	15-21	9-14
ON-SIDE KICKS	0-2	0-0
RED-ZONE SCORES	(50-55) 91%	(31-44) 70%
RED-ZONE TOUCHDOWNS	(40-55) 73%	(24-44) 55%
PAT-ATTEMPTS	(54-54) 100%	(43-44) 98%
ATTENDANCE	99,926	249,723
Games/Avg Per Game	5/19,985	7/35,675
Neutral Site Games		0/0

SCORE BY QUARTERS

	1st	2nd	3rd	4th	OT	Total
Western Michigan	89	164	87	87	-	427
Opponents	44	109	100	83	-	336





OPPONENT TEAM STATISTICS

**2011 STATISTICS
ALL GAMES**

TEAM STATISTICS	PURDUE	OPP
SCORING	313	317
Points Per Game	26.1	26.4
FIRST DOWNS	244	255
Rushing	113	118
Passing	116	115
Penalty	15	22
RUSHING YARDAGE	2096	2228
Yards gained rushing	2324	2550
Yards lost rushing	228	322
Rushing Attempts	479	508
Average Per Rush	4.4	4.4
Average Per Game	174.7	185.7
TDs Rushing	21	24
PASSING YARDAGE	2361	2434
Comp-Att-Int	218-370-11	201-343-8
Average Per Pass	6.4	7.1
Average Per Catch	10.8	12.1
Average Per Game	196.8	202.8
TDs Passing	15	14
TOTAL OFFENSE	4457	4662
Total Plays	849	851
Average Per Play	5.2	5.5
Average Per Game	371.4	388.5
KICK RETURNS: #YARDS	41-1126	40-995
PUNT RETURNS: #YARDS	23-136	20-124
INT RETURNS: #YARDS	8-93	11-99
KICK RETURN AVERAGE	27.5	24.9
PUNT RETURN AVERAGE	5.9	6.2
INT RETURN AVERAGE	11.6	9.0
FUMBLES-LOST	14-5	17-6
PENALTIES-YARDS	87-728	68-612
Average Per Game	60.7	51.0
PUNTS-YARDS	65-2620	65-2574
Average Per Punt	40.3	39.6
Net punt average	38.1	36.6
TIME OF POSSESSION/GAME	28:45	31:15
3RD-DOWN CONVERSIONS	75/180	70/173
3rd-Down Pct	42%	40%
4TH-DOWN CONVERSIONS	4/9	10/16
4th-Down Pct	44%	62%
SACKS BY-YARDS	21-139	27-121
MISC YARDS	5	0
TOUCHDOWNS SCORED	38	39
FIELD GOALS-ATTEMPTS	16-21	14-20
ON-SIDE KICKS	0-0	0-1
RED-ZONE SCORES	(40-47) 85%	(37-42) 88%
RED-ZONE TOUCHDOWNS	(30-47) 64%	(27-42) 64%
PAT-ATTEMPTS	(35-36) 97%	(37-38) 97%
ATTENDANCE	316,574	360,823
Games/Avg Per Game	7/45,225	5/72,165
Neutral Site Games		0/0

SCORE BY QUARTERS

	1st	2nd	3rd	4th	OT	Total
Purdue	102	102	29	74	6	313
Opponents	80	90	69	75	3	317

**ASSOCIATED PRESS – Top 25
WEEK 15**

Rank	Team	Record	Pts
1	LSU (60)	13-0	1500
2	Alabama	11-1	1418
3	Oklahoma State	11-1	1400
4	Stanford	11-1	1283
5	USC	10-2	1179
6	Oregon	11-2	1170
7	Arkansas	10-2	1148
8	Boise State	11-1	1107
9	Wisconsin	11-2	1038
10	South Carolina	10-2	946
11	Kansas State	10-2	829
12	Michigan State	10-3	733
13	Michigan	10-2	707
14	Clemson	10-3	663
15	Baylor	9-3	656
16	TCU	10-2	632
17	Virginia Tech	11-2	591
18	Georgia	10-3	566
19	Oklahoma	9-3	386
20	Houston	12-1	370
21	Nebraska	9-3	363
22	Southern Miss	11-2	336
23	West Virginia	9-3	199
24	Penn State	9-3	129
25	Florida State	8-4	49

OTHERS RECEIVING VOTES

Notre Dame 23, Cincinnati 22, Arkansas State 18, Brigham Young 12, Georgia Tech 7, Northern Illinois 7, Missouri 5, Virginia 5, Tulsa 2, Louisville 1.

DROPPED FROM RANKINGS

WVU Opponents ranked/receiving votes:

13	Michigan	10-2	707
RV	Northern Illinois	10-3	7

**USA TODAY COACHES – Top 25
FINAL**

Rank	Team	Record	Pts
1	LSU (59)	13-0	1475
2	Alabama	11-1	1399
3	Oklahoma State	11-1	1367
4	Stanford	11-1	1286
5	Oregon	11-2	1232
6	Boise State	11-1	1128
7	Arkansas	10-2	1112
8	Wisconsin	11-2	1085
9	South Carolina	10-2	971
10	Kansas State	10-2	878
11	Virginia Tech	11-2	835
12	Michigan	10-2	789
13	Michigan State	10-3	735
14	Clemson	10-3	657
15	TCU	10-2	631
16	Baylor	9-3	599
17	Houston	12-1	542
18	Georgia	10-3	538
19	Oklahoma	9-3	437
20	Nebraska	9-3	402
21	Southern Miss	11-2	366
22	West Virginia	9-3	278
23	Penn State	9-3	189
24	Cincinnati	9-3	94
25	Florida State	8-4	68

OTHERS RECEIVING VOTES

Brigham Young 20, Northern Illinois 14, Missouri 11, Georgia Tech 10, Arkansas State 9, Notre Dame 9, Virginia 5, Louisiana Tech 2, Rutgers 1, Texas 1.

DROPPED FROM RANKINGS

WVU Opponents ranked/receiving votes:

12	Michigan	10-2	789
RV	Northern Illinois	10-3	14

**BCS STANDINGS
FINAL**

Rank	Team	BCS Avg.	Prvs
1	LSU	1.0000	1
2	Alabama	.9419	2
3	Oklahoma State	.9333	3
4	Stanford	.8476	4
5	Oregon	.7901	9
6	Arkansas	.7687	8
7	Boise State	.7408	7
8	Kansas State	.6827	11
9	South Carolina	.6553	12
10	Wisconsin	.6374	15
11	Virginia Tech	.5190	5
12	Baylor	.4977	17
13	Michigan	.4794	16
14	Oklahoma	.4603	10
15	Clemson	.4218	20
16	Georgia	.4119	14
17	Michigan State	.3883	13
18	TCU	.3869	18
19	Houston	.3504	6
20	Nebraska	.2606	19
21	Southern Miss	.1918	24
22	Penn State	.1305	21
23	West Virginia	.1233	23
24	Texas	.0876	22
25	Auburn	.0584	NR

WVU opponents ranked/receiving votes:

13	Michigan	.4794	16
----	----------	-------	----

WVU FOOTBALL BOWL HISTORY BY THE NUMBERS

503

Most yards gained by WVU in its four-game postseason bowl history (1988 California Bowl)

51

Longest rush in WVU bowl history by Robert Davis in the 1988 California Bowl (TD)

740.79

Distance between Waldo Stadium and Ford Field – shortest distance WVU has traveled for a bowl game

5

Postseason bowls WVU football has appeared in including the 2011 Little Caesars Pizza Bowl

76

Longest completion in WVU bowl history from EJ Biggers to Jamarko Simmons in the 2007 International Bowl (TD)

0


Minutes WVU has led in a bowl game in program history





BILL CUBIT
HEAD COACH
SEVENTH SEASON

47-38 WMU // 34-21 MAC // 28-10 HOME
2005 MAC COACH OF THE YEAR



Bill Cubit is entering his seventh season at the helm of the Western Michigan University football program in 2011. Prior to the Broncos' appearance in the 2008 Texas Bowl, Coach Cubit agreed to a five-year extension which will keep him in the Brown & Gold through the 2013 season.

Cubit boasts a record of 40-33 with the Broncos and holds a 29-18 mark in the Mid-American Conference. Cubit's win total from 2005-08 is the second most over that span in program history, second only to the 31 wins posted by the Broncos from 1997-2000. Cubit was the offensive coordinator for two of those seasons as well.

The WMU football program has garnered 44 All-MAC selections, 15 Academic All-MAC selections, two Associated Press All-Americans and three ESPN the Magazine Academic All-America selection under the leadership of Coach Cubit.

The Bronco football program made history in 2010, becoming the first MAC team during the conference's existence to play at Notre Dame. WMU ended the season on a great note, winning each of its final three games to close out the campaign bowl eligible for the third time in the last five seasons. The Broncos also accomplished something for the first time at WMU. For the first time in program history and for only the third time in the history of the Mid-American Conference, two wide receivers from the same team were named First Team All-MAC in the same year - Juan Nunez and Jordan White. White also broke the record for receiving yards in a season (1,378) as both he and Nunez reached 1,000 yards receiving in 2010 (Nunez had 1,032).

Western Michigan faced three Big Ten teams in 2009, marking the first time that has taken place in program history. WMU improved to 20-7 at Waldo Stadium (.741). Under Cubit, quarterback Tim Hiller broke or matched every WMU career passing and total offense record.

The 2008 campaign was one to remember as Western Michigan captured nine wins for only the third time in program history and appeared in its fourth postseason bowl game, the second in three years under Cubit, when WMU played Rice in the 2008 Texas Bowl. The Broncos offense ranked 28th in the country with a passing offense that ranked 11th.

Western Michigan went undefeated in home games (6-0) for the 10th time in program history, going a perfect 5-0 at Waldo Stadium and winning a home game at Ford Field against Illinois. It marked the second-straight season the Broncos defeated a Big Ten team and the third straight season with a win over a team from a BCS conference. WMU also broke the single-season record for pass completions (326).

In 2007, the Cubit-led offense had its first 3,000-yard passer since 1999 and saw a running back eclipse the 2,000-yard career rushing mark for only the 11th time in program history. Rated the 10th-toughest schedule among non-BCS schools, Western Michigan took on six bowl-eligible teams, including a pair of teams that finished the year ranked in the top six in the country (West Virginia and Missouri). WMU captured its second win over a BCS school in as many seasons, defeating Iowa, 28-19, in Iowa City.

WMU captured its first bowl bid in 18 years (1988 California Bowl) when the Broncos faced the University of Cincinnati in the inaugural International Bowl on Jan. 6, 2007. The team led the nation in interceptions (22) and ranked sixth in the country in rush defense (71.92 ypg), holding the opposition under 10 net yards rushing four time last year. The program earned eight wins in 2006, marking only the fifth time in its history that feat had been accomplished and the Broncos went undefeated at Waldo Stadium for the first time since 2000.

Five former Broncos have made the step to the next level under Cubit's reign. Jennings was the 52nd overall pick in the 2006 NFL Draft, going to the Green Bay Packers. Nine picks later, Tony Scheffler was selected 61st over all by the Denver Broncos. One season later, Dominic Moran and Ismail were both invited to NFL mini-camps by the New York Jets and New Orleans Saints, respectively. His son, and former Bronco quarterback, Ryan Cubit signed a two-year contract with the Calgary Stampeders of the Canadian Football League in April of 2007. Jennings and Scheffler remain in the NFL and have experienced great success through their first two seasons.

Cubit officially became the 14th coach in program history on Dec. 4, 2004, as the Broncos embarked on their 100th season of varsity football in 2005. Cubit turned the program around in his first season, bringing the first winning campaign to Kalamazoo since 2000. The Broncos' 7-4 overall record and 5-3 conference mark was the second largest one-year turnaround in the nation in 2005 and was the largest one-year turn around in Mid-American Conference history. In doing so, he was named the MAC Coach of the Year and was ranked fourth among Division I-A coaches in the first year with their program.

He brings 31 years of coaching experience, including 16 years as a head coach on the collegiate and high school level and seven years as an offensive coordinator at four NCAA Division I schools having worked the sidelines in five of the nation's premiere conferences (Mid-American, Big East, Big 12, PAC-10 and Southeastern). Cubit returns to Western Michigan where he served as offensive coordinator from 1997-99.

Prior to returning to Kalamazoo in 2004, Cubit served as offensive coordinator and quarterbacks coach at Stanford University. He coached the quarterbacks for two seasons (2003-04) and served as the Stanford offensive coordinator as well in 2004. In 2004, Cubit directed a Cardinal offense that ranked 28th in NCAA passing (247.3 yards per game). Prior to his stint in Palo Alto, Cubit served as offensive coordinator and quarterbacks coach at Rutgers University (2001-02). He also worked as offensive coordinator/quarterbacks coach under Larry Smith at Missouri during the 2000 season.

In his first stint with the Broncos, Cubit oversaw an offense that ranked in the NCAA Top 25 for passing offense, scoring offense and total offense in back-to-back seasons. The Brown & Gold were the nation's 20th-highest scoring team in 1998, averaging 32.7 points per game, and the nation's 23rd-highest scoring squad in 1999, producing 31.1 points per game.

Cubit mentored quarterback Tim Lester, who finished fifth in NCAA career passing yards (11,299) and seventh in career touchdown passes (87). Under Cubit's direction, WMU placed ninth in NCAA passing (310.4 yards per game) in 1998 and 11th in passing offense (311.8 yards per game) in 1999. The Broncos compiled a 22-12-0 record in Cubit's three seasons with the program. Cubit's head coaching experience includes five seasons (1992-96) at Division III Widener University in Philadelphia. He led the Pioneers to a 34-18-1 mark, two Middle American Conference championships and a pair of NCAA Tournament appearances. He was twice named conference coach of the year.

Other collegiate stops for Cubit include two years (1990-91) as running backs coach at the University of Akron, a season (1989) as quarterbacks coach at the University of Florida, three seasons as assistant head coach (1985) and the secondary coach (1983-85) at the University of Central Florida and two years (1975-76) coaching running backs and receivers at Swarthmore College. As a high school coach, Cubit compiled a nine-year record of 79-15-2 at three different programs - Martin County (Fla.), Academy Park (Pa.) and his alma mater, Sharon Hill.

A Sharon Hill, Pa., native, Cubit (56/DOB: 10-14-53) earned a Bachelor of Science degree in business administration from the University of Delaware in 1975. He played quarterback and wide receiver for the Blue Hens (1971-74), earning Associated Press All-America Honorable Mention in 1974. He also set school records for catches in a game (10) and season (47), along with receiving yards in a season (787).

In 1981, he earned a master's degree in education from Saint Joseph's University. Bill and his wife Nancy have three grown children - Stacey, who was married on March 3, 2007, Sheri and Ryan, married on Feb. 9, 2008. He also has two grandchildren. Ryan joined the Bronco staff in 2008 as an offensive graduate assistant and now serves as the Broncos quarterbacks coach.

	Years	Position Held
Western Michigan	2007-present	Head Coach/Offensive Coord.
Western Michigan	2005-06	Head Coach
Stanford	2003-04	Offensive Coord./Quarterbacks
Rutgers	2001-02	Offensive Coord./Quarterbacks
Missouri	2000	Offensive Coord./Quarterbacks
Western Michigan	1997-99	Offensive Coord./Quarterbacks
Widener	1992-96	Head Coach
Akron	1990-91	Running Backs
Florida	1989	Quarterbacks
Central Florida	1983-85	Asst. Head Coach/Secondary
Swarthmore	1975-76	Running Backs/Wide Receivers





2011 MAC STANDINGS // OPPONENT RESULTS



MID-AMERICAN CONFERENCE

WEST DIVISION

	OVERALL			MAC		
	W	L	PCT.	W	L	PCT.
Northern Illinois	10	3	.769	7	1	.875
Toledo	8	4	.667	7	1	.875
Western Michigan	7	5	.583	5	3	.625
Ball State	6	6	.500	4	4	.500
Eastern Michigan	6	6	.500	4	4	.500
Central Michigan	3	9	.250	2	6	.250

EAST DIVISION

	OVERALL			MAC		
	W	L	PCT.	W	L	PCT.
Ohio	9	4	.692	6	2	.750
Temple	8	4	.667	5	3	.583
Kent State	5	7	.417	4	4	.500
Bowling Green	5	7	.417	3	5	.375
Miami	4	8	.333	3	5	.375
Buffalo	3	9	.250	2	6	.250
Akron	1	11	.083	0	8	.000

PAST WEEK'S RESULTS

Nov. 22 (Tuesday)

Ohio 21, Miami 14 *

Nov. 25 (Friday)

Toledo 49, Ball State *

Western Michigan 68, Akron 19 *

Bowling Green 42, Buffalo 28 *

Temple 34, Kent State 16 *

Northern Illinois 18, Eastern Michigan 12 *

Dec. 2 (Friday) – Marathon MAC Championship

Northern Illinois 23, Ohio 20

UPCOMING BOWL SCHEDULE

Dec. 17 (Saturday)

Gildan New Mexico Bowl – Albuquerque, N.M. – 2 p.m.

Temple (8-4, 5-3 MAC) vs. Wyoming (8-4, 5-2 MWC)

Dec. 17 (Saturday)

Famous Idaho Potato Bowl – Boise, Idaho – 5:30 p.m.

Ohio (9-4, 6-2 MAC) vs. Utah State (7-5, 5-2 WAC)

Dec. 27 (Friday)

Little Caesars Pizza Bowl – Detroit, Mich. – 4:30 p.m.

Western Michigan (7-5, 5-3 MAC) vs. Purdue (6-6, 4-4 BIG10)

Dec. 28 (Saturday)

Military Bowl – Washington, D.C. – 4:30 p.m.

Toledo (8-4, 7-1 MAC) vs. Air Force (7-5, 3-4 MWC)

Jan. 8 (Sunday)

GoDaddy.com Bowl – Mobile, Ala. – 9 p.m.

Northern Illinois (10-3, 7-1 MAC) vs. Arkansas State (10-2, 8-0 Sun Belt)

All times are local to home team and subject to change

* Mid-American Conference (MAC) contest



No. 13 MICHIGAN (10-2, 6-2 BIG10)

ALLSTATE Sugar Bowl

THIS WEEK: vs. No. 11 Virginia Tech, Jan. 3, 8:30 p.m. (ESPN)



NICHOLLS (1-10, 0-7 SOUTHLAND)

THIS WEEK: End of Season



CENTRAL MICHIGAN (3-9, 2-6 MAC) – "BATTLE FOR THE CANNON"

THIS WEEK: End of Season



ILLINOIS (6-6, 2-6 BIG10)

KRAFT Fight Hunger Bowl

THIS WEEK: vs. UCLA, Dec. 31, 3:30 p.m. (ESPN)



CONNECTICUT (5-7, 3-4 BIG EAST)

THIS WEEK: End of Season



BOWLING GREEN (5-7, 3-5 MAC)

THIS WEEK: End of Season



NORTHERN ILLINOIS (10-3, 7-1 MAC)

GoDaddy.com Bowl

THIS WEEK: vs. Arkansas State, Jan. 8, 9 p.m. (ESPN)



EASTERN MICHIGAN (6-6, 4-4 MAC)

THIS WEEK: End of Season



BALL STATE (6-6, 4-4 MAC)

THIS WEEK: End of Season



TOLEDO (8-4, 7-1 MAC)

Military Bowl – Presented by Northrup Grumman

THIS WEEK: vs. Air Force, Dec. 28, 4:30 p.m. (ESPN)



MIAMI (4-8, 3-5 MAC)

THIS WEEK: End of Season



AKRON (1-11, 0-8 MAC)

THIS WEEK: End of Season



PURDUE (6-6, 4-4 BIG10)

LITTLE CAESARS PIZZA BOWL

THIS WEEK: vs. Western Michigan, Dec. 27, 4:30 p.m. (ESPN)



All times local to home teams

National Polls: Associate Press/USA Today





2011 GAME-BY-GAME STATISTICS



Game	Score	First Downs	Rushing No-Yds-TD	Passing C-A-I-Yds-TD	Tot. Off. Play-Yds	Fumbles-Lost	Penalties-Yds	Third Downs	Possession Time
at Michigan	34	17	26-190-3	22-31-1-183-0	35-288	1-0	1-5	3-6	18:15
WMU	10	17	25-96-1	9-13-0-98-0	56-279	3-2	8-50	6-11	25:18
Nicholls	7	10	36-125-0	10-20-2-60-0	56-185	2-1	12-101	4-14	31:12
WMU	38	24	39-213-3	17-25-2-186-2	64-399	3-2	7-33	2-9	28:48
CMU	14	20	29-147-1	20-36-0-215-0	65-362	3-2	0-0	4-12	28:45
WMU	44	22	33-87-2	28-38-1-355-3	71-442	3-1	7-54	10-15	31:15
at Illinois	23	21	52-296-1	17-26-1-167	78-463	2-1	5-55	8-18	35:21
WMU	20	17	21-35-0	30-48-1-306-2	69-341	1-0	8-59	4-15	24:39
at UConn	31	20	33-151-0	22-39-0-300-4	72-451	2-1	10-95	6-16	31:33
WMU	38	27	22-11-0	37-51-0-479-5	73-490	2-2	15-119	4-11	28:27
BGSU	21	20	26-118-2	21-35-1-263-1	61-381	0-0	7-67	4-10	25:02
WMU	45	31	47-351-3	21-29-1-227-3	76-578	0-0	3-25	6-12	34:58
at NIU	51	30	54-494-6	14-28-1-203-0	82-697	1-1	5-46	7-14	29:37
WMU	22	20	31-91-0	29-48-2-233-2	79-324	1-1	6-48	6-19	30:23
at EMU	14	16	50-205-1	6-9-0-144-1	59-349	3-1	7-61	5-13	32:42
WMU	10	19	30-131-1	25-35-0-198-0	65-329	0-0	4-20	3-13	27:18
BSU	35	34	37-220-2	35-50-2-335-3	87-555	0-0	9-63	5-13	30:40
WMU	45	29	39-145-3	30-42-3-465-3	81-610	1-1	11-106	11-15	29:20
at Toledo	66	37	60-419-5	30-43-1-385-3	101-804	4-3	8-73	6-13	39:30
WMU	63	32	23-87-1	38-59-0-548-7	82-635	4-4	8-70	5-13	20:30
at Miami	21	26	22-53-0	42-54-1-413-3	76-466	1-1	6-55	9-15	33:22
WMU	24	23	23-42-0	36-57-1-429-3	81-471	1-0	4-32	8-17	26:38
Akron	19	17	48-173-1	5-25-1-35-0	73-208	6-4	5-34	5-18	33:37
WMU	68	28	35-240-2	25-33-0-257-7	68-577	4-3	8-86	1-7	26:23
Purdue									
WMU									

RUSHING	Cannon	Chance	Drake	Fields	Johnson	Scriven	Wallace
at Michigan	DNP	1-0-0	10-67-0	1-14-0	DNP	3-6-1	—
Nicholls	—	6-23-0	10-86-0	8-54-2	3-25-0	4-15-1	—
CMU	DNP	2-9-0	12-34-0	3-15-0	1-6-0	1-1-1	1-7-0
at Illinois	DNP	DNP	5-18-0	8-18-0	—	2-0-0	—
at UConn	—	DNP	3-2-0	8-16-0	DNP	—	—
BGSU	1-1-0	DNP	10-112-1	9-79-0	7-35-0	3-2-1	—
at NIU	—	DNP	6-28-0	8-37-0	DNP	1-0-0	—
at EMU	—	DNP	10-48-1	6-28-0	DNP	—	—
BSU	—	DNP	16-85-2	DNP	—	17-18-0	—
at Toledo	—	DNP	13-71-0	1-0-0	DNP	1-0-0	—
at Miami	—	DNP	DNP	9-11-0	DNP	2-5-0	1-9-0
Akron	1-2-0	DNP	7-27-0	3-4-0	3-14-0	—	4-79-0
Purdue							

PASSING	Carder	VanTubbergen	Perish
at Michigan	22-33-1-183-0	DNP	DNP
Nicholls	12-18-1-143-2	5-7-1-43-0	—
CMU	28-38-1-355-3	—	DNP
at Illinois	30-48-1-306-2	DNP	DNP
at UConn	37-51-0-479-5	DNP	DNP
BGSU	18-26-1-212-3	3-3-0-15-0	—
at NIU	25-43-1-194-1	4-5-1-39-1	DNP
at EMU	24-34-0-181-0	DNP	DNP
BSU	29-41-3-404-2	DNP	DNP
at Toledo	38-59-548-7	DNP	DNP
at Miami	36-57-429-3	DNP	DNP
Akron	DNP	19-21-0-252-6	4-10-0-42-0
Purdue			

RECEIVING	Arnheim	Cutler	Hammond	Monette	Mussman	Prom	Ponder	Ravenell	Schaffer	Walker	White
at Michigan	3-11-0	—	—	1-4-0	—	—	—	4-30-0	—	—	12-119-0
Nicholls	2-27-1	—	—	2-23-0	2-5-1	—	2-20-0	DNP	1-17-0	3-13-0	4-67-0
CMU	5-71-0	—	1-8-0	1-11-0	2-14-0	—	1-38-0	1-4-1	—	—	13-177-2
at Illinois	4-66-0	—	1-11-0	4-20-0	DNP	1-10-0	—	5-72-1	DNP	—	14-132-1
at UConn	10-113-0	—	—	1-4-0	DNP	—	—	9-123-2	DNP	2-24-1	12-173-2
BGSU	4-36-0	—	—	1-10-0	—	1-1-1	—	2-22-0	—	—	12-156-2
at NIU	4-42-0	—	—	2-15-0	1-5-0	—	2-22-0	4-37-1	—	—	12-98-0
at EMU	5-28-0	—	DNP	1-5-0	—	1-2-0	—	6-70-0	DNP	1-4-0	7-70-0
BSU	8-104-1	—	—	2-21-0	—	—	—	9-157-0	2-11-0	—	9-172-2
at Toledo	2-13-1	—	—	6-87-0	1-7-1	—	1-4-0	6-85-0	6-114-1	—	16-238-3
at Miami	8-86-1	—	1-15-0	2-10-0	—	—	1-8-0	8-110-0	7-94-0	—	9-106-2
Akron	4-65-0	1-1-1	DNP	3-46-1	—	—	DNP	5-59-2	1-3-0	1-3-1	7-138-2
Purdue											





2010 GAME-BY-GAME SCORING DRIVES



2010 SCORING PLAYS

Opp	Play	Qtr	Time	Plays-Yards	Drive Time	Opp	Play	Qtr	Time	Plays-Yards	Drive Time
Michigan	Antoin Scriven 1 yd run (John Potter kick)	1	7:49	15-74	7:11	BSU	Tevin Drake 4 yd run (John Potter kick)	2	8:13	3-11	0:41
Michigan	John Potter 36 yd FG	2	0:43	7-43	1:06	BSU	Tevin Drake 20 yd run (John Potter kick)	2	2:08	5-92	1:51
						BSU	Alex Carder 4 yd run (John Potter kick)	3	6:44	10-70	3:51
						BSU	John Potter 40 yd FG	4	1:55	9-61	3:55
Nicholls	Clark Mussman 2 yd pass from Alex Carder (John Potter kick)	1	11:16	8-71	3:44						
Nicholls	Brian Fields 4 yd run (John Potter kick)	2	13:44	10-53	3:40						
Nicholls	Brian Fields 17 yd run (John Potter kick)	2	10:04	5-42	2:06	TOLEDO	Clark Mussman 7 yd pass from Alex Carder (John Potter kick)	1	8:24	4-16	1:10
Nicholls	Robert Arnheim 21 yd pass from Alex Carder (John Potter kick)	2	2:53	9-58	4:15	TOLEDO	Jordan White 11 yd pass from Alex Carder (John Potter kick)	1	5:53	4-46	0:42
Nicholls	Antoin Scriven 1 yd run (John Potter kick)	3	5:25	7-44	3:20	TOLEDO	Doug Wiggins 20 yd interception return (John Potter kick)	2	9:36		
Nicholls	John Potter 40 yd FG	4	4:50	8-37	4:05	TOLEDO	Josh Schaffer 64 yd pass from Alex Carder (John Potter kick)	2	7:06	3-80	0:53
						TOLEDO	Robert Arnheim 8 yd pass from Alex Carder (John Potter kick)	3	14:06	3-65	0:48
CMU	Jordan White 8 yd pass from Alex Carder (John Potter kick)	1	9:47	8-60	3:18	TOLEDO	Jordan White 60 yd pass from Alex Carder (John Potter kick)	3	3:22	2-64	0:39
CMU	Chleb Ravenell 4 yd pass from Alex Carder (John Potter kick)	1	8:36	1-4	0:05	TOLEDO	Alex Carder 1 yd run (John Potter kick)	4	13:19	9-72	2:17
CMU	Antoin Scriven 1 yd run (John Potter kick)	1	3:03	8-76	2:34	TOLEDO	Chleb Ravenell 8 yd pass (John Potter kick)	4	3:20	8-72	1:53
CMU	John Potter 33 yd FG	2	0:09	15-67	4:23	TOLEDO	Jordan White 9 yd pass (John Potter kick)	4	1:01	7-71	0:47
CMU	Alex Carder 2 yd run (John Potter kick)	3	10:46	9-70	4:00						
CMU	Jordan White 19 yd pass from Alex Carder (John Potter kick)	3	8:43	6-30	2:03	Miami	Jordan White 19 yd pass from Alex Carder (John Potter kick)	2	8:12	10-71	4:06
CMU	John Potter 43 yd FG	4	13:35	9-46	5:02	Miami	John Potter 35 yd FG	2	0:00	10-56	1:07
CMU	John Potter 43 yd FG	4	8:47	4-7	2:04	Miami	Jordan White 6 yd pass from Alex Carder (John Potter kick)	3	12:27	8-66	2:27
						Miami	Robert Arnheim 2 yd pass from Alex Carder (John Potter kick)	4	14:50	6-55	1:04
Illinois	John Potter 26 yd FG	1	0:41	18-59	7:04						
Illinois	John Potter 24 yd FG	2	3:26	13-66	4:46	Akron	Jordan White 22 yd pass from Tyler Van Tubbergen (John Potter kick)	1	11:41	5-55	1:25
Illinois	Chleb Ravenell 35 yd pass from Alex Carder (John Potter kick)	2	1:42	3-39	0:15	Akron	John Potter 26 yd FG	1	7:06	7-54	3:01
Illinois	Jordan White 7 yd pass from Alex Carder (John Potter kick)	4	13:58	7-69	2:39	Akron	Chleb Ravenell 9 yd pass from Tyler Van Tubbergen (John Potter kick)	2	13:24	2-65	0:35
						Akron	Jordan White 40 yd pass from Tyler Van Tubbergen (John Potter kick)	2	7:59	4-80	1:31
UConn	Jordan White 25 yd pass from Alex Carder (John Potter kick)	2	11:15	5-66	2:16	Akron	Chleb Ravenell 19 yd pass from Robert Arnheim (John Potter kick)	2	6:18	1-19	0:07
UConn	Dallas Walker 7 yd pass from Alex Carder (John Potter kick)	2	6:31	8-68	3:38	Akron	Eric Monette 36 yd pass from Tyler Van Tubbergen (John Potter kick)	2	4:15	1-36	0:10
UConn	John Potter 39 yd FG	2	0:22	11-71	3:05	Akron	Dallas Walker 3 yd pass from Tyler Van Tubbergen (John Potter kick)	2	1:41	7-51	2:04
UConn	Jordan White 6 yd pass from Alex Carder (John Potter kick)	4	9:48	9-80	2:52	Akron	Tyler Van Tubbergen 8 yd run (John Potter kick)	3	13:19	4-52	1:41
UConn	Chleb Ravenell 14 yd pass from Alex Carder (John Potter kick)	4	5:53	7-62	2:19	Akron	Matt Cutler 1 yd pass from Tyler Van Tubbergen (John Potter kick)	3	10:08	6-20	3:05
UConn	Chleb Ravenell 41 yd pass from Alex Carder (John Potter kick)	4	1:35	2-60	0:28	Akron	Mike Perish 2 yd run (John Potter kick)	3	7:12	3-9	1:26
						Akron	Team Safety	4	8:10		
BGSU	Alex Carder 1 yd run (John Potter kick)	1	10:22	7-65	3:07						
BGSU	Tevin Drake 12 yd run (John Potter kick)	1	2:18	7-57	2:52						
BGSU	Chris Prom 1 yd pass from Alex Carder (John Potter kick)	2	7:45	4-74	1:37						
BGSU	Jordan White 9 yd pass from Alex Carder (John Potter kick)	2	0:30	10-82	2:19						
BGSU	John Potter 41 yd FG	3	9:54	11-57	5:06						
BGSU	Jordan White 26 yd pass from Alex Carder (John Potter kick)	3	4:03	9-66	4:55						
BGSU	Antoin Scriven 1 yd run (John Potter kick)	4	11:51	10-84	5:21						
NIU	John Potter 45 yd FG	1	10:45	11-52	4:15						
NIU	John Potter 30 yd FG	1	2:20	7-13	2:38						
NIU	Team Safety	2	11:06								
NIU	Chleb Ravenell 16 yd pass from Alex Carder (John Potter kick)	2	8:02	11-55	3:04						
NIU	Antoin Scriven 2 yd pass from Tyler Van Tubbergen (John Potter kick)	4	6:33	2-13	0:40						
EMU	Tevin Drake 46 yd run (John Potter kick)	3	12:25	2-55	0:31						
EMU	John Potter 37 yd FG	4	10:59	9-64	4:32						
BSU	Jordan White 40 yd pass from Alex Carder (John Potter kick)	1	11:29	11-82	3:31						

2010 SCORING NOTES

Most Points in a Half	45	vs. Akron (1st)
Least Points in a Half	0	2x, last at Eastern Michigan (1st)
Longest Scoring Drought	32:35	at Eastern Michigan
Quickest Time Between Scores	1:11	vs. Central Michigan
Most Points in First Quarter	21	vs. Central Michigan
Most Points in Second Quarter	35	vs. Akron
Most Points in Third Quarter	21	vs. Akron
Most Points in Fourth Quarter	21	2x, last at Toledo
Most Points in Overtime	NA	
Least Points in First Quarter	0	3x, last at Miami
Least Points in Second Quarter	0	at Eastern Michigan
Least Points in Third Quarter	0	4x, last at Northern Illinois
Least Points in Fourth Quarter	2	vs. Akron

WMU FOOTBALL'S RECORD WHEN ...

Ahead After the First Quarter	5-2	More First Downs	5-0	Committing Less Penalties	3-1
Trailing After the First Quarter	0-3	Less First Downs	2-4	Committing More Penalties	4-3
Tied After the First Quarter	2-0	Tied in First Downs	0-1	Committing the Same Amount of Penalties	0-1
Ahead After the Second Quarter	6-2	Rushing for 100 yards or more	4-1	Playing a Day Game	5-4
Trailing After the Second Quarter	1-2	Rushing for 99 yards or less	3-4	Playing a Night Game	2-1
Tied After Second Quarter	0-1	Throwing for 250 yards or more	5-2	Scoring 10 or less points	0-2
Ahead After the Third Quarter	7-0	Throwing for 249 yards or less	2-3	Scoring 11-24 points	1-2
Trailing After Third Quarter	0-5	Winning the Turnover Battle	2-3	Scoring More than 25 points	6-1
Tied After Third Quarter	1-0	Losing the Turnover Battle	3-1	Scoring First	6-3
Overtime	0-0	Tied in Turnovers	2-1	On Grass	1-0
Winning the Coin Flip	4-0	Holding Opponent Under 100 Yards Rushing	1-0	On Artificial Turf	6-5
Losing the Coin Flip	3-5	Holding Opponent Under 250 Yards Passing	3-4	Wearing Black Jersey/Black Pants	3-0
Deferring the Choice	4-0	Intercepting a Pass	5-3	Wearing Black Jersey/Gold Pants	1-0
Leading in Rushing	2-0	Not Throwing an Interception	2-2	Wearing Black Jersey/White Pants	1-0
Trailing in Rushing	4-5	Leading in Team Sacks	5-2	Wearing White Jersey/White Pants	0-1
Tied in Rushing	1-0	Trailing in Team Sacks	2-3	Wearing White Jersey/Gold Pants	1-2
Leading in Passing	6-5	Tied in Team Sacks	0-0	Wearing White Jersey/Black Pants	1-2
Trailing in Passing	1-0	WMU has 100-Yard Rusher	1-0	On Television	4-4
Tied in Passing	0-0	Opponent has 100-Yard Rusher	2-3	Against Ranked Opponents	0-1
Leading in Total Yards	7-0	WMU has 300-Yard Passer	4-2		
Trailing in Total Yards	0-5	Opponent has 300-Yard Passer	3-1		





2011 STARTERS



GAME-BY-GAME STARTERS – OFFENSE

	WR(X)	WR(T)	LT	LG	C	RG	RT	TE	QB	RB	WR(Z)	RB/WR/TE	WR
U-M	Ravenell	White	Parker	Uitalia	Davisson	Cammock	O'Neill	Mussman	Carder	Drake	Arnheim		
NICH	Ponder	White	Parker	Uitalia	Davisson	Cammock	O'Neill	Walker	Carder	Drake	Wallace		
CMU		White	Parker	Uitalia	Davisson	Cammock	O'Neill	Mussman	Carder	Drake	Arnheim	Hammond	
ILLINI	Ravenell	White	Parker	Uitalia	Davisson	Cammock	O'Neill		Carder	Drake	Arnheim	Monette	
UCONN	Ponder	White	Parker	Uitalia	Hoffing	Davisson	O'Neill	Hammond	Carder	Drake	Arnheim	Cutler	
BGSU	Ravenell	White	Parker	Uitalia	Galeher	Davisson	O'Neill		Carder	Fields	Arnheim	Scriven	
NIU	Ponder	White	Parker	Uitalia	Galeher	Davisson	O'Neill	Mussman	Carder	Drake	Arnheim		
EMU		White	Parker	Uitalia	Galeher	Davisson	O'Neill	Mussman	Carder	Fields	Arnheim	Diaz	
BSU	Ravenell	White	Parker	Uitalia	Galeher	Davisson	O'Neill		Carder		Arnheim	Ponder	Monette
TOL	Ravenell	White	Parker	Uitalia	Galeher	Davisson	O'Neill	Walker	Carder		Arnheim	Monette	
MIAMI	Ravenell	White	Parker	Uitalia	Galeher	Davisson	O'Neill		Carder		Arnheim	Monette	Schaffer
AKRON	Ravenell	White	Parker	Uitalia	Galeher	Davisson	O'Neill		Van Tubbergen	Scriven	Arnheim		Schaffer
PURDUE													

GAME-BY-GAME STARTERS – DEFENSE

	LDE	DT	DT	RDE	WLB	MLB	ROVER	FCB	FS	SS	BCB	NICKEL
U-M	Bishop	Boles	Nowak	Hazel	Bozeman	Zajac	Simon	Winchester	Wiggins	Pettway	Toler	
NICH	Bishop	Boles	Nowak	Lynch	Bozeman	Zajac	Simon	Winchester	Wiggins	Pettway	Toler	
CMU	Bishop	Boles	Nowak	Lynch	Zajac	Brant	Simon	Winchester	Wiggins	Pettway	Toler	
ILLINI	Bishop	Boles	Nowak	Lynch	Zajac	Brant	Simon	Winchester	Wiggins	Pettway	Toler	
UCONN	Bishop	Boles	Nowak	Lynch	Zajac	Brant	Simon	Winchester	Wiggins	Pettway	Toler	
BGSU	Bishop	Boles	Nowak	Lynch	Zajac	Brant	Simon	Winchester	Wiggins	Pettway	Toler	
NIU	Bishop	Boles	Nowak	Lynch	Zajac	Brant	Simon	Winchester	Wiggins	Pettway	Toler	
EMU	Bishop	Boles	Nowak	Lynch	Wiggins	Zajac	Simon	Winchester	Atkins	Pettway	Toler	
BSU	Bishop	Boles	Nowak	Lynch	Wiggins	Zajac	Simon	Winchester	Atkins	Pettway	Toler	
TOL	Bishop	Boles	Nowak		Brant	Legrier	Simon	Winchester	Wiggins	Pettway	Toler	Celiscar
MIAMI	Hazel	Anderson	Nowak	Lynch	Brant	Legrier	Simon	Celiscar	Atkins	Winchester	Toler	
AKRON	Peiffer	Boles	Nowak	Lynch	Ishmael	Zajac	Simon	Celiscar	Atkins	Winchester	Toler	
PURDUE												

CAREER STARTS

Anderson	(1)		
Arnheim	(31)	Mussman	(4)
Atkins	(4)	Nowak	(31)
Bishop	(25)	O'Neill	(22)
Boles	(23)	Parker	(47)
Bozeman	(2)	Peiffer	(7)
Brant	(7)	Pettway	(15)
Cammock	(4)	Ponder	(12)
Carder	(23)	Prom	(5)
Celiscar	(3)	Ravenell	(14)
Chance	(3)	Schaffer	(2)
Cutler	(1)	Scriven	(4)
Davisson	(15)	Simon	(12)
Diaz	(1)	Toler	(24)
Dixson	(3)	Uitalia	(12)
Drake	(9)	Van Tubbergen	(1)
Dreher	(2)	Walker	(3)
Galeher	(11)	Wallace	(1)
Hammond	(11)	White	(31)
Hazel	(14)	Wiggins	(27)
Hoffing	(1)	Williams	(1)
Legrier	(18)	Winchester	(22)
Lynch	(10)	Zajac	(33)
Monette	(5)		





DRIVES // REDZONE // TIME OF POSSESSION



2011 SCORING DRIVE ANALYSIS

	Minus	0-9	10-19	20-29	30-39	40-49	50-59	60-69	70-79	80-89	90-99
WMU TD	–	1	4	1	3	4	9	11	8	7	1
WMU FG	–	–	1	–	1	–	5	3	2	–	–
Opponent TD	–	–	–	1	–	1	4	3	12	12	3
Opponent FG	2	–	1	–	1	–	2	1	2	–	–

2011 RED ZONE ANALYSIS

	WMU				Opponent			
	Inside	Scores	TD/FG	Pct.	Inside	Scores	TD/FG	Pct.
at Michigan	3	2	1/1	.667	2	2	2/0	1.000
Nicholls	5	5	4/1	1.000	1	0	0/0	.000
CMU	6	6	5/1	1.000	2	0	0/0	.000
at Illinois	3	3	1/2	1.000	6	5	2/3	.833
at UConn	3	3	3/0	1.000	2	2	2/0	1.000
BGSU	6	6	5/1	1.000	3	2	2/0	.667
at NIU	3	3	2/1	1.000	10	8	5/3	.800
at EMU	2	1	0/1	.500	1	0	0/0	.000
BSU	4	4	4/0	1.000	8	5	5/0	.625
at Toledo	7	6	6/0	.857	4	3	4/0	.750
at Miami	4	4	3/1	1.000	3	2	2/0	.667
Akron	9	7	6/1	.778	2	2	1/1	1.000
Purdue								

2011 TIME OF POSSESSION

	Score	Overall	1st Qtr	2nd Qtr	3rd Qtr	4th Qtr	OT
at Michigan	L, 10-34	25:18	7:11	8:11	9:56	–	–
Nicholls	W, 38-7	28:48	6:08	8:21	5:05	9:14	–
CMU	W, 44-14	31:15	5:57	7:32	11:55	5:51	–
at Illinois	L, 20-23	24:39	9:21	7:31	3:25	4:22	–
at UConn	W, 38-31	28:27	4:16	8:59	8:48	6:24	–
BGSU	W, 45-21	34:58	9:42	4:01	12:13	9:02	–
at NIU	L, 22-51	30:23	8:49	8:41	6:59	5:54	–
at EMU	L, 10-14	27:18	7:05	7:01	5:21	7:51	–
BSU	W, 45-35	29:20	7:16	6:43	7:10	8:11	–
at Toledo	L, 63-77	20:30	5:14	4:50	4:42	5:44	–
at Miami	W, 24-21	26:38	4:38	6:50	8:42	6:28	–
Akron	W, 68-19	26:23	4:32	5:54	9:36	6:21	–
Purdue							





2011 LONGEST PLAYS



20+ YARDS

Yards	Type	Player(s)	Opponent
64*	Pass	Josh Schaffer from Alex Carder	Toledo
64	PR	Jordan White	Central Michigan
61*	Pass	Jordan White from Robert Arnheim	Ball State
60*	Pass	Jordan White from Alex Carder	Toledo
59	Pass	Chleb Ravenell from Alex Carder	Ball State
56	Rush	Dervon Wallace	Akron
54	KR	Dervon Wallace	Nicholls
53	Rush	Brian Fields	Bowling Green
51	Rush	Tevin Drake	Bowling Green
46*	Rush	Tevin Drak	Eastern Michigan
46	KR	Dervon Wallace	Central Michigan
45	KR	Justin Currie	Ball State
44	KR	Dervon Wallace	Toledo
43	Pass	Jordan White from Alex Carder	Central Michigan
42	KR	Dervon Wallace	Connecticut
41*	Pass	Chleb Ravenell from Alex Carder	Connecticut
40*	Pass	Jordan White from Tyler Van Tubbergen	Akron
40*	Pass	Jordan White from Alex Carder	Ball State
40	Pass	Brian Fields from Alex Carder	Connecticut
38	KR	Dervon Wallace	Michigan
38	Pass	Ansel Ponder from Alex Carder	Central Michigan
36*	Pass	Eric Monette from Tyler Van Tubbergen	Akron
35*	Pass	Chleb Ravenell from Alex Carder	No. 24 Illinois
35	KR	Dervon Wallace	Michigan
35	KR	Dervon Wallace	Michigan
34	Pass	Eric Monette from Alex Carder	Toledo
34	Pass	Chleb Ravenell from Alex Carder	Toledo
34	Pass	Robert Arnheim from Alex Carder	No. 24 Illinois
33	FR	Jon Henry	Nicholls
32	Pass	Josh Schaffer from Alex Carder	Miami
32	Pass	Chleb Ravenell from Alex Carder	Eastern Michigan
32	Pass	Robert Arnheim from Alex Carder	Connecticut
32	KR	Dervon Wallace	Michigan
30	Pass	Robert Arnheim from Alex Carder	Miami
30	Pass	Chleb Ravenell from Alex Carder	Toledo
30	KR	Aaron Winchester	No. 24 Illinois

20-YARD PLAYS BY TYPE

	No.	TD
Rushing	16	2
Passing	52	12
Punt returns	2	0
Kick returns	37	0
Interceptions	1	1
Fumble returns	1	0
Other	0	0
TOTAL	109	15

20-YARD PLUS BY PLAYER

Player	No.	TD	R	P	KR	PR	IR	FR
Dervon Wallace	30	0	2	0	28	0	0	0
Jordan White	28	7	1	25	0	2	0	0
Chleb Ravenell	10	2	0	10	0	0	0	0
Tevin Drake	9	2	9	0	0	0	0	0
Robert Arnheim	9	1	0	9	0	0	0	0
Aaron Winchester	5	0	0	0	5	0	0	0
Brian Fields	5	0	2	2	1	0	0	0
Josh Schaffer	3	1	0	3	0	0	0	0
Ansel Ponder	3	0	0	1	2	0	0	0
Eric Monette	2	1	0	2	0	0	0	0
Doug Wiggins	1	1	0	0	0	0	1	0
Justin Currie	1	0	0	0	1	0	0	0
Jon Henry	1	0	0	0	0	0	0	1
Alex Carder	1	0	1	0	0	0	0	0
Tyler Van Tubbergen	1	0	1	0	0	0	0	0
TOTAL	109	15	16	52	37	2	1	1

20-YARD PLAYS BY NUMBER

	No.	TD
100+	0	0
90-99	0	0
80-89	0	0
70-79	0	0
60-69	4	3
50-59	5	0
40-49	10	4
30-39	17	2
20-29	73	6

WMU has 65 plays between 20-29 yards this season

LONGEST PLAYS OF 2010

Rushing

56 Dervon Wallace vs. Akron (11/25/2011)

Rushing Touchdown

46 Tevin Drake at Eastern Michigan (10/22/2011)

Passing

64 Josh Schaffer from Alex Carder at Toledo (11/8/2011)

Passing Touchdown

64 Josh Schaffer from Alex Carder at Toledo (11/8/2011)

Punt Return

64 Jordan White vs. Central Michigan (9/17/2011)

Kick Return

54 Dervon Wallace vs. Nicholls (9/10/2011)

Interception Return

20 Doug Wiggins at Toledo (11/8/2011)

Fumble Return

33 Jon Henry vs. Nicholls (9/10/2011)

Punt

66 Ben Armer vs. Akron (11/25/2011)

66 Ben Armer at Northern Illinois (10/15/2011)

Field Goal

45 John Potter at Northern Illinois (10/15/2011)





WESTERN MICHIGAN AT MICHIGAN – GAME #1

WESTERN MICHIGAN (0-1) 10
MICHIGAN (1-0) 34
Michigan Stadium • Ann Arbor, Mich.

SCORING
Western Michigan 7 3 0 - 10
Michigan 0 20 14 - 34

1ST QUARTER
WMU 7:49 Scrivn 1 run (Potter kick), 15-74 - 7:11
2ND QUARTER
MICH 14:16 Touissant 1 run (Gibbons kick), 16-76 - 8:33
MICH 6:58 Herron 94 Interception return (Gibbons kick)
MICH 1:49 Touissant 2 run (Gibbons kick blocked), 9-74 - 4:17
WMU 0:43 Potter 36 FG, 7-43 - 1:06
3RD QUARTER
MICH 9:27 Herron 29 Fumble Recovery (Gibbons kick)
MICH 6:01 Shaw 44 run (Gibbons kick), 3-87 - 0:40

TEAM STATISTICS

Table with 3 columns: Statistic, WMU, MICH. Rows include First Downs, Rushes-Yards, Passing Yards, etc.

INDIVIDUAL STATISTICS

RUSHING: WMU-Drake 10-65; Fields 1-14; Ponder 1-11; Scriven 3-6; Chance 1-0; Carder 9-0. MICH-Touissant 11-80; Shaw 4-54; Robinson 8-46; Smith 2-11; Team 1-minus 1.

PASSING: WMU-Carder 22-31-1-183. MICH-Robinson 9-13-0-98.

RECEIVING: WMU-White 12-119; Ravenell 4-30; Arnheim 3-11; Drake 1-12; Chance 1-7; Monette 1-4. MICH-Kroger 2-16; Gallon 2-14; Roundtree 2-13; Hemingway 1-37; Grady 1-15; Dileo 1-3.

ATTENDANCE: 110,506
KICK OFF TIME: 3:35 p.m.
END OF GAME: 7:10 p.m.
ELAPSED TIME: 3:35
TEMPERATURE: High 80s
WIND: W 5-10
WEATHER: Chance of rain

Game ended with 1:27 left in third quarter due to severe weather
By rule the game statistics were stricken by NCAA; upheld by schools/conferences



WESTERN MICHIGAN VS. NICHOLLS – GAME #2

NICHOLLS (1-1) 7
WESTERN MICHIGAN (1-1) 38
Waldo Stadium • Kalamazoo, Mich.

SCORING
Nicholls 0 7 0 0 7
Western Michigan 7 21 7 3 38

1ST QUARTER
WMU 11:16 Mussman 2 pass from Carder (Potter kick), 8-71 - 3:44
2ND QUARTER
WMU 13:44 Fields 4 run (Potter kick), 10-53 - 3:40
WMU 10:04 Fields 17 run (Potter kick), 5-42 - 2:06
NICH 8:50 Madu 36 INT return (Dolan kick)
WMU 2:53 Arnheim 21 pass from Carder (Potter kick), 9-58 - 4:15
3RD QUARTER
WMU 5:25 Scriven 1 run (Potter kick), 7-44 - 3:20
4TH QUARTER
WMU 4:50 Potter 40 FG, 8-37 - 4:05

TEAM STATISTICS

Table with 3 columns: Statistic, NICH, WMU. Rows include First Downs, Rushes-Yards, Passing Yards, etc.

INDIVIDUAL STATISTICS

RUSHING: NICH-Washington 12-46; Caston 16-33; Allen 4-29; Hebert 3-14; Hanberry 1-3. WMU-Drake 10-86; Fields 8-54; Johnson 3-25; Chance 6-23; Scriven 4-15; Arnheim 2-5; Carder 6-5.

PASSING: NICH-Caston 9-18-1-46; Hebert 1-2-1-14. WMU-Carder 12-18-1-143; VanTubbergen 5-7-1-43.

RECEIVING: NICH-Blair 3-21; Washington 2-6; Hilliard 2-4; Scelfo 1-14; Nichols 1-9; Russell 1-6. WMU-White 4-67; Walker 3-13; Arnheim 2-27; Monette 2-23; Ponder 2-20; Mussman 2-5; Schaffer 1-17; Fields 1-14.

ATTENDANCE: 19,884
KICK OFF TIME: 7:06 p.m.
END OF GAME: 9:56 p.m.
ELAPSED TIME: 2:50
TEMPERATURE: 72
WIND: NNE 3 mph
WEATHER: Partly cloudy





WESTERN MICHIGAN VS. CENTRAL MICHIGAN – GAME #3

CENTRAL MICHIGAN (1-2, 0-1 MAC) 14
WESTERN MICHIGAN (2-1, 1-0 MAC) 44
Waldo Stadium • Kalamazoo, Mich.

SCORING

Central Michigan 0 0 7 7 - 14
Western Michigan 21 3 14 6 - 44

1ST QUARTER

WMU 9:47 White 8 pass from Carder (Potter kick), 8-60 - 3:18
WMU 8:36 Ravenell 4 pass from Carder (Potter kick), 1-4 - 0:05
WMU 3:03 Scriven 1 run (Potter kick), 8-76 - 2:34

2ND QUARTER

WMU 0:09 Potter 33 FG, 15-67 - 4:23

3RD QUARTER

CMU 14:46 Addae 0 fumble return
WMU 10:46 Carder 2 run (Potter kick), 9-70 - 4:00
WMU 8:43 White 19 pass from Carder (Potter kick), 6-30 - 2:03

4TH QUARTER

WMU 13:35 Potter 43 FG, 9-46 - 5:02
CMU 10:51 Phillips 28 run (Harman kick), 7-80 - 2:44
WMU 8:47 Potter 43 FG, 4-7 - 2:04

TEAM STATISTICS

Table with 3 columns: Statistic, CMU, WMU. Rows include First Downs, Rushes-Yards, Passing Yards, etc.

INDIVIDUAL STATISTICS

RUSHING: CMU-Phillips 11-84; Brown 6-20; Cotton 7-20; Radcliff 4-13; Westendorp 1-10. WMU-Drake 12-32; Carder 13-18; Fields 3-15; Chance 2-8; Wallace 1-7; Johnson 1-6; Scriven 1-1.

PASSING: CMU-Radcliff 20-36-0-215. WMU-Carder 28-37-1-355; Team 0-1-0-0.

RECEIVING: CMU-C. Wilson 3-46; Harris 3-31; Phillips 3-21; Cotton 2-38; Blackburn 2-32; Southworth 2-18; Fraser 2-6; J. Wilson 1-14; Butler 1-7; Brown 1-2. WMU-White 13-177; Arnheim 5-71; Fields 3-26; Mussman 2-14; Ponder 1-38; Monette 1-11; Hammond 1-8; Drake 1-6; Drake 1-4.

ATTENDANCE: 26,674
KICK OFF TIME: 12 p.m.
END OF GAME: 3:17 p.m.
ELAPSED TIME: 3:17
TEMPERATURE: 61
WIND: ESE 7 mph
WEATHER: Partly Cloudy



WESTERN MICHIGAN AT NO. 24 ILLINOIS – GAME #4

WESTERN MICHIGAN (2-2) 20
NO. 24 ILLINOIS (4-0) 23
Memorial Stadium • Champaign, Ill.

SCORING

Western Michigan 3 10 0 7 - 20
No. 24 Illinois 7 3 10 3 - 23

1ST QUARTER

ILL 7:45 Wilson pass from Scheelhaase (Dimke kick), 8-74 - 3:14
WMU 0:41 Potter 26 FG, 17-59 - 7:04

2ND QUARTER

ILL 8:12 Dimke 39 FG, 4-minus 6 - 1:58
WMU 3:26 Potter 24 FG, 13-66 - 4:46
WMU 1:42 Ravenell 35 pass from Carder (Potter kick), 3-39 - 0:15

3RD QUARTER

ILL 10:27 Young 14 run (Dimke kick), 10-80 - 4:33
ILL 1:37 Dimke 35 FG, 13-69 - 5:01

4TH QUARTER

WMU 13:58 White 7 pass from Carder (Potter kick), 7-69 - 2:39
ILL 8:14 Dimke 21 FG, 11-77 - 5:44

TEAM STATISTICS

Table with 3 columns: Statistic, WMU, ILL. Rows include First Downs, Rushes-Yards, Passing Yards, etc.

INDIVIDUAL STATISTICS

RUSHING: WMU-Drake 5-18; Fields 8-18; Scriven 2-0; Carder 6-minus 1. ILL-Pollard 14-133; Young 12-100; Scheelhaase 17-40; Ford 8-23; Prosch 1-0.

PASSING: WMU-Carder 30-48-1-306. ILL-Scheelhaase 14-20-1-133; O'Toole 3-6-0-34.

RECEIVING: WMU-White 14-134; Ravenell 5-72; Arnheim 4-66; Monette 4-20; Hammond 1-11; Prom 1-10; Fields 1-minus 5. ILL-Jenkins 6-43; Wilson 3-33; Ford 3-21; Wiliunas 1-39; Davis 1-9; Harris 1-9; Millines 1-8; Young 1-5.

ATTENDANCE: 43,684
KICK OFF TIME: 2:37 p.m. CT
END OF GAME: 6:08 p.m. CT
ELAPSED TIME: 3:31
TEMPERATURE: 64
WIND: Calm
WEATHER: Partly Sunny





WESTERN MICHIGAN AT CONNECTICUT – GAME #5

WESTERN MICHIGAN (3-2) 38
CONNECTICUT (2-3) 31
Rentschler Stadium • Hartford, Conn.

SCORING
Western Michigan 0 17 0 21 - 38
Connecticut 0 7 10 14 - 31

2ND QUARTER
WMU 11:15 White 25 pass from Carder (Potter kick), 5-66 - 2:16
WMU 6:31 Walker 7 pass from Carder (Potter kick), 8-68 - 3:38
UCONN 3:27 K. Moore 9 pass from McEntee (Teggart kick), 6-93 - 3:04
WMU 0:22 Potter 39 FG, 11-71 - 3:05
3RD QUARTER
UCONN 8:31 K. Moore 3 pass from McEntee (Teggart kick), 5-72 - 2:24
UCONN 4:13 Teggart 43 FG, 4-4 - 0:55
4TH QUARTER
UCONN 12:40 McCombs 26 pass from McEntee (Teggart kick), 6-72 - 2:20
WMU 9:48 White 6 pass from Carder (Potter kick), 9-80 - 2:52
WMU 5:53 Ravenell 14 pass from Carder (Potter kick), 7-62 - 2:19
UCONN 2:03 Williams 26 pass from McEntee (Teggart kick), 10-80 - 3:50
WMU 1:35 Ravenell 41 pass from Carder (Potter kick), 2-60 - 0:28

TEAM STATISTICS

Table with 3 columns: Statistic, WMU, UCONN. Rows include First Downs, Rushes-Yards, Passing Yards, etc.

INDIVIDUAL STATISTICS

RUSHING: WMU-Fields 8-16; Carder 10-minus 1; Team 1-minus 2; Drake 3-minus 2. UCONN-McCombs 24-136; McCummings 5-17; Jean-Louis 2-7; McEntee 2-minus 9.

PASSING: WMU-Carder 37-51-0-479. UCONN-McEntee 22-39-0-300.

RECEIVING: WMU-White 12-173; Arnheim 10-113; Ravenell 9-123; Fields 2-45; Walker 2-24; Monette 1-4; Drake 1-minus 3. K. Moore 8-112; Griffin 4-73; McCombs 3-52; I. Moore 2-18; Frank 2-5; Williams 1-26; Jones 1-10; Manning 1-4.

ATTENDANCE: 36,648

KICK OFF TIME: 3:35 p.m.

END OF GAME: 7:08 p.m.

ELAPSED TIME: 3:33

TEMPERATURE: 65

WIND: NNW 12 mph

WEATHER: Overcast with showers



WESTERN MICHIGAN VS. BOWLING GREEN – GAME #6

BOWLING GREEN (3-3, 1-1 MAC) 21
WESTERN MICHIGAN (4-2, 2-0 MAC) 45
Waldo Stadium • Kalamazoo, Mich..

SCORING
Bowling Green 7 7 0 7 - 21
Western Michigan 14 14 10 7 - 45

1ST QUARTER
WMU 10:22 Carder 1 run (Potter kick), 7-65 - 3:07
BGSU9:01 Jordan 57 pass from Schilz (Stein kick), 3-77 - 1:21
WMU 2:18 Drake 12 run (Potter kick), 7-57 - 2:52
2ND QUARTER
BGSU9:22 Samuel 5 run (Stein kick), 12-73 - 5:33
WMU 7:45 Prom 1 pass from Carder (Potter kick), 4-74 - 1:37
WMU 0:30 White 9 pass from Carder (Potter kick), 10-82 - 2:19
3RD QUARTER
WMU 9:54 Potter 41 FG, 11-57 - 5:06
WMU 4:03 White 26 pass from Carder (Potter kick), 9-66 - 4:55
4TH QUARTER
WMU 11:51 Scrivn 1 run (Potter kick), 10-84 - 5:21
BGSU2:30 Martin 4 run (Stein kick), 11-81 - 3:25

TEAM STATISTICS

Table with 3 columns: Statistic, BGSU, WMU. Rows include First Downs, Rushes-Yards, Passing Yards, etc.

INDIVIDUAL STATISTICS

RUSHING: BGSU-Samuel 14-59; Hurley 3-28; Martin 5-21; Cooper 1-12; Schilz 3-minus 2. WMU-Drake 10-112; Carder 13-95; Fields 9-79; Johnson 7-35; Van Tubbergen 4-27; Scriven 3-2; Cannon 1-1.

PASSING: BGSU-Schilz 15-25-0-194; Hurley 6-10-1-69. WMU-Carder 18-26-1-212; Van Tubbergen 3-3-0-15.

RECEIVING: BGSU-Cooper 9-72; Jordan 4-103; Jones 2-25; Joplin 1-23; Hodges 1-17; Hutson 1-16; Bayer 1-6; Martin 1-5; Samuel 1-minus 4. WMU-White 12-156; Arnheim 4-36; Ravenell 2-22; Monette 1-10; Drake 1-2; Prom 1-1.

ATTENDANCE: 20,238

KICK OFF TIME: 2:06 p.m.

END OF GAME: 5:08 p.m.

ELAPSED TIME: 3:02

TEMPERATURE: 76

WIND: S 8 mph

WEATHER: Clear, sunny





2011 GAME-BY-GAME RECAPS



WESTERN MICHIGAN AT NORTHERN ILLINOIS – GAME #7

WESTERN MICHIGAN (4-3, 2-1 MAC) 22
 NORTHERN ILLINOIS (4-3, 2-1 MAC) 51
 Huskie Stadium • DeKalb, Ill.

SCORING

Western Michigan	6	9	0	7	–	22
Northern Illinois	0	13	24	14	–	51

1ST QUARTER

WMU 10:45 Potter 45 FG, 11-52 - 4:15
 WMU 2:20 Potter 30 FG, 7-13 - 2:38

2ND QUARTER

NIU 13:45 Hopkins 13 run (Sims kick), 11-90 - 3:35
 WMU 11:06 Team Safety
 WMU 8:02 Ravenell 16 pass from Carder (Potter kick), 11-55 - 3:04
 NIU 5:17 Sims 30 FG, 9-73 - 2:45
 NIU 0:00 Sims 36 FG, 8-52 - 0:38

3RD QUARTER

NIU 12:07 Daniels 2 run (Sims kick), 8-75 - 2:53
 NIU 8:34 Sims 25 FG, 5-54 - 1:48
 NIU 4:36 Daniels 8 run (Sims kick), 4-84 - 1:02
 NIU 2:26 Hopkins 1 run (Sims kick), 4-22 - 1:11

4TH QUARTER

NIU 12:45 Hopkins 1 run (Sims kick), 8-57 - 3:22
 NIU 9:13 Lynch 66 run (Sims kick), 4-80 - 2:00
 WMU 6:33 Scriven 2 pass from Van Tubbergen (Potter kick), 2-13 - 0:40

TEAM STATISTICS

	WMU	NIU
FIRST DOWNS	20	30
RUSHES-YARDS	31-91	54-494
PASSING YARDS	233	203
PASS ATT-COMP-INT	48-29-2	28-14-1
PLAYS-TOTAL YARDS	79-324	82-697
PUNTS-AVG	5-48.2	0-0.0
FUMBLES-LOST	1-0	1-1
PENALTIES-YARDS	6-48	5-46
POSSESSION TIME	30:23	29:37
THIRD DOWN CONV.	6-19	7-14

INDIVIDUAL STATISTICS

RUSHING: WMU-Fields 8-37; Drake 6-28; Carder 16-26; Scriven 1-0. NIU-Harnish 14-229; Lynch 10-113; Hopkins 14-91; Settle 4-66; Daniels 5-16; Bell 1-4; Womble 2-minus 5; Team 3-minus 6; Neir 1-minus 14.

PASSING: WMU-Carder 35-43-1-194; Van Tubbergen 4-5-1-39. NIU Harnish 14-27-1-203; Lynch 0-1-0-0.

RECEIVING: WMU-White 12-98; Arnheim 4-42; Ravenell 4-37; Ponder 2-22; Monette 2-15; Scriven 2-8; Fields 2-6; Mussman 1-5. NIU-Palmer 7-89; Daniels 2-49; Ashford 2-22; Brown 1-24; Marks 1-13; Clark 1-6.

ATTENDANCE: 20,277

KICK OFF TIME: 2:37 p.m.

END OF GAME: 6:01 p.m.

ELAPSED TIME: 3:22

TEMPERATURE: 54

WIND: NW 22 mph

WEATHER: Sunny and windy



WESTERN MICHIGAN AT EASTERN MICHIGAN – GAME #8

WESTERN MICHIGAN (4-4, 2-2 MAC) 10
 EASTERN MICHIGAN (5-3, 3-1 MAC) 14
 Rynearson Stadium • Ypsilanti, Mich.

SCORING

Western Michigan	0	0	7	3	–	10
Eastern Michigan	0	7	0	7	–	14

2ND QUARTER

EMU 11:13 Greene 50 pass from Gillette (Fulkerson kick), 8-68 - 3:35

3RD QUARTER

WMU 12:25 Drake 46 run (Potter kick), 2-55 - 0:31

4TH QUARTER

WMU 10:59 Potter 37 FG, 9-64 - 4:32
 EMU 7:46 Green 50 run (Fulkerson kick), 1-50 - 0:10

TEAM STATISTICS

	WMU	EMU
FIRST DOWNS	19	16
RUSHES-YARDS	30-131	50-205
PASSING YARDS	198	144
PASS ATT-COMP-INT	35-25-0	9-6-0
PLAYS-TOTAL YARDS	65-329	59-349
PUNTS-AVG	6-43.2	6-41.8
FUMBLES-LOST	0-0	3-1
PENALTIES-YARDS	4-20	7-61
POSSESSION TIME	27:18	32:42
THIRD DOWN CONV.	3-13	5-13

INDIVIDUAL STATISTICS

RUSHING: WMU-Drake 10-48; Carder 12-40; Fields 6-28; Ponder 2-15. EMU-Sherrerr 11-86; Greene 13-61; Gillett 15-30; White 6-30; Allen 2-3; Fleming 1-1; Team 2-minus 6.

PASSING: WMU-Carder 24-34-0-181; Arnheim 1-1-0-17. EMU-Gillett 6-9-0-144.

RECEIVING: WMU-White 7-70; Ravenell 6-70; Arnheim 5-28; Fields 2-13; Scriven 2-6; Monette 1-5; Walker 1-4; Prom 1-2. EMU-Olds 2-71; Greene 1-50; Hunter 1-12; Fleming 1-6; Hoskins 1-5.

ATTENDANCE: 6,772

KICK OFF TIME: 1:06 p.m.

END OF GAME: 3:56 p.m.

ELAPSED TIME: 2:50

TEMPERATURE: 53

WIND: WSW 6 mph

WEATHER: Sunny





2011 GAME-BY-GAME RECAPS



WESTERN MICHIGAN VS. BALL STATE – GAME #9

BALL STATE (5-4, 3-2 MAC) 35
 WESTERN MICHIGAN (5-4, 3-2 MAC) 45
 Waldo Stadium • Kalamazoo, Mich.

SCORING

Ball State	7	21	0	7	–	35
Western Michigan	7	28	7	3	–	45

1ST QUARTER

WMU 11:29 White 40 pass from Carder (Potter kick), 11-82 - 3:31
 BSU 7:33 Edwards 8 run (Schott kick), 7-54 - 2:30

2ND QUARTER

BSU 13:52 Scott 1 run (Schott kick), 10-71 - 5:04
 WMU 10:56 Arnheim 3 pass from Carder (Potter kick), 7-32 - 2:56
 WMU 9:12 White 61 pass from Arnheim (Potter kick), 4-87 - 0:50
 WMU 8:13 Drake 4 run (Potter kick), 3-11 - 0:41
 WMU 2:08 Drake 20 run (Potter kick), 5-92 - 1:51
 BSU 0:52 Orsbon 14 pass from Wenning (Schott kick), 8-80 - 1:16
 BSU 0:08 Orsbon 16 pass from Wenning (Schott kick), 5-41 - 0:27

3RD QUARTER

WMU 6:44 Carder 4 run (Potter kick), 10-70 - 3:51

4TH QUARTER

BSU 5:50 Tomlinson 8 pass from Wenning (Schott kick), 9-66 - 3:22
 WMU 1:55 Potter 40 FG, 9-61 - 3:55

TEAM STATISTICS

	BSU	WMU
FIRST DOWNS	34	29
RUSHES-YARDS	37-220	39-145
PASSING YARDS	335	465
PASS ATT-COMP-INT	50-35-2	42-30-3
PLAYS-TOTAL YARDS	87-555	81-610
PUNTS-AVG	4-47.8	2-22.0
FUMBLES-LOST	0-0	1-1
PENALTIES-YARDS	9-63	11-106
POSSESSION TIME	30:40	29:20
THIRD DOWN CONV.	5-13	11-15

INDIVIDUAL STATISTICS

RUSHING: BSU-Scott 15-104; Edwards 12-54; Wenning 8-43; Orsbon 1-17; Donigan 1-2. WMU-Drake 16-85; Carder 12-36; Scriven 7-18; Ponder 2-6; Ravenell 1-1; Team 1-minus 1.

PASSING: BSU-Wenning 35-50-2-335. WMU-Carder 29-41-3-404; Arnheim 1-1-0-61.

RECEIVING: BSU-Orsbon 10-103; Gibson 6-74; Fakes 6-46; Smith 4-44; Tomlinson 4-40; Ryan 3-23; Edwards 1-5; Snead 1-0. WMU-White 9-172; Ravenell 9-157; Arnheim 8-104; Monette 2-21; Schaffer 2-11.

ATTENDANCE: 16,548
 KICK OFF TIME: 2:05 p.m.
 END OF GAME: 5:23 p.m.
 ELAPSED TIME: 3:23
 TEMPERATURE: 48
 WIND: SSW 8 mph
 WEATHER: Partly Sunny/Cloudy



WESTERN MICHIGAN AT TOLEDO – GAME #10

WESTERN MICHIGAN (5-5, 3-3 MAC) 63
 TOLEDO (6-4, 5-1 MAC) 66
 Glass Bowl • Toledo, Ohio

SCORING

Western Michigan	14	14	14	21	–	63
Toledo	21	7	21	17	–	66

1ST QUARTER

WMU 8:24 Mussman 7 pass from Carder (Potter kick), 4-16 - 1:10
 WMU 5:53 White 11 pass from Carder (Potter kick), 4-46 - 0:42
 TOL 3:12 Jones 23 pass from Owens (Casano kick), 7-80 - 2:41
 TOL 0:53 Thomas 40 pass from Owens (Casano kick), 5-51 - 2:05
 TOL 0:14 Molls 24 fumble recovery (Casano kick)

2ND QUARTER

WMU 9:36 Wiggins 20 interception return (Potter kick)
 WMU 7:06 Schaffer 64 pass from Carder (Potter kick), 3-80 - 0:53
 TOL 4:22 Williams 24 run (Casano kick), 6-82 - 2:39

3RD QUARTER

WMU 14:06 Arnheim 8 pass from Carder (Potter kick), 3-65 - 0:48
 TOL 10:43 Thomas 1 run (Casano kick), 9-80 - 3:23
 TOL 8:48 Fluellen 2 run (Casano kick), 4-85 - 1:26
 TOL 4:04 Reedy 42 pass from Owens (Casano kick), 6-91 - 2:43
 WMU 3:22 White 60 pass from Carder (Potter kick), 2-64 - 0:39

4TH QUARTER

WMU 13:19 Carder 1 run (Potter kick), 9-72 - 2:17
 TOL 8:32 Williams 3 run (Casano kick), 11-74 - 4:45
 TOL 5:21 Thomas 42 run (Casano kick), 3-74 - 1:03
 WMU 3:20 Ravenell 8 pass (Potter kick), 8-72 - 1:53
 TOL 1:51 Detmer 39 FG, 5-16 - 1:28
 WMU 1:01 White 9 pass from Carder (Potter kick), 7-71 - 0:47

TEAM STATISTICS

	WMU	TOLEDO
FIRST DOWNS	32	37
RUSHES-YARDS	23-87	60-419
PASSING YARDS	548	385
PASS ATT-COMP-INT	59-38-0	41-30-3
PLAYS-TOTAL YARDS	82-635	101-804
PUNTS-AVG	5-37.4	3-34.0
FUMBLES-LOST	4-4	4-3
PENALTIES-YARDS	8-70	8-73
POSSESSION TIME	20:30	39:30
THIRD DOWN CONV.	6-13	5-13

INDIVIDUAL STATISTICS

RUSHING: WMU-Drake 13-71; Carder 8-16; Scriven 1-0; Fields 1-0. TOLEDO-Thomas 30-216; Williams 10-76; Fluellen 11-44; Reedy 2-34; Owens 4-26; Page 2-14; Dantin 1-9.

PASSING: WMU-Carder 38-59-0-548. TOLEDO-Owens 22-27-1-318; Dantin 8-14-2-67.

RECEIVING: WMU-White 16-238; Schaffer 6-114; Monette 6-87; Ravenell 6-85; Arnheim 2-13; Mussman 1-7; Ponder 1-4. TOLEDO-Page 10-68; Thomas 5-77; Reedy 4-56; Stafford 3-91; Jones 3-69; Williams 3-19; Green 1-5; Fluellen 1-0.

ATTENDANCE: 16,107
 KICK OFF TIME: 8:02 p.m.
 END OF GAME: 12:18 a.m.
 ELAPSED TIME: 4:16
 TEMPERATURE: 64
 WIND: S 8 mph
 WEATHER: Cloudy skies





2011 GAME-BY-GAME RECAPS



WESTERN MICHIGAN AT MIAMI – GAME #11

WESTERN MICHIGAN (6-5, 4-3 MAC) 24
 MIAMI (4-7, 3-4 MAC) 21
 Yager Stadium • Oxford, Ohio

SCORING

Western Michigan	0	10	7	7	–	24
Miami	0	14	0	7	–	21

2ND QUARTER

MIA 12:23 Harwell 2 pass from Dysert (Krysinski kick), 6-84 - 2:37
 WMU 8:12 White 19 pass from Carder (Potter kick), 10-71 - 4:06
 MIA 4:21 Harwell 11 pass from Dysert (Krysinski kick), 9-75 - 3:45
 WMU 0:00 Potter 35 FG, 10-56 - 1:07

3RD QUARTER

WMU 12:27 White 6 pass from Carder (Potter kick), 8-66 - 2:27

4TH QUARTER

WMU 14:50 Arnheim 2 pass from Carder (Potter kick), 6-55 - 1:04
 MIA 3:00 Harwell 24 pass from Dysert (Krysinski kick), 9-62 - 1:33

TEAM STATISTICS

	WMU	MIAMI
FIRST DOWNS	23	26
RUSHES-YARDS	23-42	22-53
PASSING YARDS	429	413
PASS ATT-COMP-INT	57-36-1	54-42-1
PLAYS-TOTAL YARDS	80-471	76-466
PUNTS-AVG	5-37.8	4-48.2
FUMBLES-LOST	1-0	1-1
PENALTIES-YARDS	4-32	6-55
POSSESSION TIME	26:38	33:22
THIRD DOWN CONV.	8-17	9-15

INDIVIDUAL STATISTICS

RUSHING: WMU-Carder 9-19; Fields 9-11; Wallace 1-9; Scriven 2-5; Team 2-minus 2.
 MIAMI-Culpepper 2-40; Dysert 13-8; Jones 5-3; Harwell 1-3; Murphy 1-minus 1.

PASSING: WMU-Carder 36-57-1-429. MIAMI-Dysert 42-54-1-413.

RECEIVING: WMU-White 9-106; Ravenell 8-110; Arnheim 8-86; Schaffer 7-94; Monette 2-10; Hammond 1-15; Ponder 1-8. MIAMI-Harwell 14-138; Givens 13-141; Jones 5-46; Cruse 5-33; Scott 2-33; Culpepper 1-11; Frazier 1-10; Bruton 1-1.

ATTENDANCE: 15,729
 KICK OFF TIME: 8:05 p.m.
 END OF GAME: 11:15 a.m.
 ELAPSED TIME: 3:10
 TEMPERATURE: 40
 WIND: WNW 11 mph
 WEATHER: Clear skies



WESTERN MICHIGAN VS. AKRON – GAME #12

AKRON (1-11, 0-8 MAC) 19
 WESTERN MICHIGAN (7-5, 5-3 MAC) 68
 Waldo Stadium • Kalamazoo, Mich.

SCORING

Akron	2	3	14	0	–	19
Western Michigan	10	35	21	2	–	68

1ST QUARTER

WMU 11:41 White 22 pass from Van Tubbergen (Potter kick), 5-55 - 1:25
 WMU 7:06 Potter 26 FG, 7-54 - 3:01
 UA 4:25 James Harvey safety

2ND QUARTER

UA 13:59 A.J. Fox 28 FG, 6-35 1:44
 WMU 13:24 Ravenell 9 pass from Van Tubbergen (Potter kick), 2-65 - 0:35
 WMU 7:59 White 40 pass from Van Tubbergen (Potter kick), 4-80 - 1:31
 WMU 6:18 Ravenell 19 pass from Arnheim (Potter kick), 1-19 - 0:07
 WMU 4:15 Monette 36 pass from Van Tubbergen (Potter kick), 1-36 - 0:10
 WMU 1:41 Walker 3 pass from Van Tubbergen (Potter kick), 7-51 - 2:04

3RD QUARTER

WMU 13:19 Van Tubbergen 8 run (Potter kick), 4-52 - 1:41
 WMU 10:08 Cutler 1 pass from Van Tubbergen (Potter kick), 6-20 - 3:05
 WMU 7:12 Perish 2 run (Potter kick), 3-19 - 1:26
 UA 3:24 Chisholm 1 run (Fox kick), 9-80 - 3:48
 UA 0:21 Gilmer 72 fumble recovery (Fox kick)

4TH QUARTER

WMU 8:10 Team Safety

TEAM STATISTICS

	AKRON	WMU
FIRST DOWNS	17	28
RUSHES-YARDS	48-173	35-240
PASSING YARDS	35	337
PASS ATT-COMP-INT	25-5-1	33-25-0
PLAYS-TOTAL YARDS	73-208	68-577
PUNTS-AVG	9-35.4	1-66.0
FUMBLES-LOST	6-4	4-3
PENALTIES-YARDS	5-34	8-86
POSSESSION TIME	33:37	26:23
THIRD DOWN CONV.	5-18	1-7

INDIVIDUAL STATISTICS

RUSHING: AKRON-Chisholm 20-76; Alexander 10-47; Moore 11-40; Williams 4-16; Nicely 1-10; Russell 1-minus 5; Team 1-minus 11. WMU-Wallace 4-79; Van Tubbergen 7-60; White 1-27; Drake 7-27; Perish 6-16; Johnson 3-14; Schaffer 1-13; Fields 3-4; Cannon 1-2; Winchester 1-1; Team 1-minus 3.

PASSING: AKRON-Moore 5-18-0-35; Nicely 0-5-1-0; Chisholm 0-2-0-0. WMU-Van Tubbergen 19-21-0-252; Perish 4-10-0-42; Arnheim 2-2-0-43.

RECEIVING: AKRON-Sconiers 2-7; Chisholm 1-14; Alexander 1-8; Suel 1-6. WMU-White 7-138; Ravenell 5-59; Arnheim 4-65; Monette 3-46; Scriven 3-22; Walker 1-3; Schaffer 1-3; Cutler 1-1.

ATTENDANCE: 16,582
 KICK OFF TIME: 1:07 p.m.
 END OF GAME: 4:16 p.m.
 ELAPSED TIME: 3:09
 TEMPERATURE: 45
 WIND: SSW 17 mph
 WEATHER: Clear skies





PLAYER SEASON // CAREER HIGHS



#2 // DEMETRIUS PETTWAY

SAFETY

SOPHOMORE // 5-10 // 188




2011: Two tackles at Michigan (9/3) ... first career PBU against Nicholls (9/10) ... four tackles against CMU (9/17) ... career high nine tackles with a forced fumble at No. 24 Illinois (9/24) ... set new career high with 11 tackles at NIU (10/15) ... first career fumble recovery at EMU (10/22) ... first career interception against Ball State (10/29) ... second career INT at Toledo (11/8) ...

	Season Highs	Career Highs
Tackles	11 at Northern Illinois	11 at Northern Illinois (10/15/11)
Tackles for Loss	1.0 at Eastern Michigan	1.0, 2x - last at Eastern Michigan (10/22/11)
Pass Break Ups	1, 2x - last at Northern Illinois	1, 2x - last at Northern Illinois (10/15/11)
Interceptions	1, 2x - last at Toledo	1, 2x - last at Toledo (11/8/11)
Interception Return Yds	7 at Toledo	7 at Toledo (11/8/11)
Forced Fumbles	1, 2x - last at Eastern Michigan	1, 4x - last at Eastern Michigan (10/22/11)
Fumble Recoveries	1 at Eastern Michigan	1 at Eastern Michigan (10/22/11)

#2 // TYLER VANTUBBERGEN

QUARTERBACK

SOPHOMORE // 6-4 // 197




2011: Made season debut against Nicholls (9/10) by completing 5-of-7 passes for 43 yds ... threw first career TD at NIU (10/15) ... made first career start against Akron (11/25), completing 19 of 20 passes for 252 yards and six TDs ...

	Season Highs	Career Highs
Passing Attempts	21 v Akron	21 v Akron (11/25/11)
Completions	19 v Akron	19 v Akron (11/25/11)
Yards	252 v Akron	252 v Akron (11/25/11)
Passing TDs	6 v Akron	6 v Akron (11/25/11)
Longest Completion	40 v Akron (TD)	41 v Nicholls State (9/11/10)
Completion Percentage	100.0 v Bowling Green	100.0, 2x - last v Bowling Green (10/8/11)
Rushing Attempts	7 v Akron	7 v Akron (11/25/11)
Rushing Yards	60 v Akron	60 v Akron (11/25/11)
Longest Run	27 v Akron	27 v Akron (11/25/11)

#3 // JOHNNIE SIMON

ROVER

SOPHOMORE // 6-0 // 180



2011: Made first career start at Michigan (9/3) ... career high nine tackles with first career interception against Nicholls (9/10) ... set new career high with 10 tackles against CMU (9/17) ... 11 tackles and two PBUs at No. 24 Illinois (9/24) ... career high 12 tackles at NIU (10/15) ... career high 2.0 TFLs and 1.0 sack at EMU (10/22) ... named MAC West Defensive POTW after recording 10 tackles and INT against Ball State (10/29) ... new career high in tackles (18) at Toledo (11/8) ... reached 100 tackles for the season with eight at Miami (11/16) ... named Second Team All-MAC Defense ...

	Season Highs	Career Highs
Tackles	18 at Toledo	18 at Toledo (11/8/11)
Tackles for Loss	2.5 at Toledo	2.5 at Toledo (11/8/11)
Sacks	1.0, 2x - last at Miami	1.0, 2x - last at Miami (11/16/11)
Interceptions	1, 2x - last v Ball State	1, 2x - last v Ball State (10/29/11)
Longest Interception Return	19 v Ball State	19 v Ball State (10/29/11)
Pass Break Ups	2 at No. 24 Illinois	2 at No. 24 Illinois (9/24/11)
Forced Fumbles	NA	1, 2x - last at Akron (10/23/10)
Fumble Recoveries	NA	1 at Bowling Green (11/26/10)
QB Hurries	2 v Ball State	2 v Ball State (10/29/11)

#8 // ANSEL PONDER

WIDE RECEIVER

JUNIOR // 6-2 // 184




2011: Hauled in a pair of passes for 20 yards against Nicholls (9/10) ... career long reception for 38 yds against CMU (9/17) ...

	Season Highs	Career Highs
Receptions	2, 2x - last at Northern Illinois	11 v Toledo (9/18/10)
Receiving Yards	38 v Central Michigan	86 v Buffalo (10/24/09)
Longest Reception	38 v Central Michigan	38 v Central Michigan (9/17/11)
Receiving TDs	NA	2 v Buffalo (10/24/09)
Rushing Attempts	2, 2x - last v Ball State	2, 2x - last v Ball State (10/29/11)
Rushing Yards	15 at Eastern Michigan	15 at Eastern Michigan (10/22/11)
Longest Run	11 at Michigan	13 at Bowling Green (11/26/10)
Kickoff Return Yards	39 v Ball State	133 v Toledo (9/18/10)
Longest Kickoff Return	27 at Eastern Michigan	31 v Toledo (9/18/10)
All-Purpose Yards	42 at Eastern Michigan	199 v Toledo (9/18/10)
Tackles	1, 2x - last v Ball State	1, 4x - last v Ball State (10/29/11)

#9 // TRONIC WILLIAMS

CORNERBACK

SOPHOMORE // 6-1 // 195



2011:

	Season Highs	Career Highs
Tackles	NA	4 v Eastern Michigan (11/13/10)

#11 // DALLAS WALKER

TIGHT END

SENIOR // 6-6 // 235




2011: Made season debut at Michigan (9/3) ... scored third career TD with a seven-yard score at UConn (10/1) ... scored three-yard TD vs. Akron (11/25) ...

	Season Highs	Career Highs
Receptions	3 v Nicholls	3, 2x - last v Nicholls (9/10/11)
Receiving Yards	24 at Connecticut	24 at Connecticut (10/1/11)
Receiving TDs	1, 2x - last v Akron	1, 4x - last v Akron (11/25/11)
Longest Reception	17 at Connecticut	17 at Connecticut (10/1/11)
Rushing Attempts	NA	1 at Notre Dame (10/16/10)
Tackles	1 at Eastern Michigan	1 at Eastern Michigan (10/22/11)

#12 // ROBERT ARNHEIM

WIDE RECEIVER

SENIOR // 6-2 // 204



2011: Earned Mike Gary Sportsmanship Award ... scored first TD of the season on a 21-yd pass against Nicholls (9/10) ... five catches for 71 yds against CMU (9/17) ... third 100-yd receiving game with a career high 10 rec for a career high 113 yds at UConn (10/1) ... first career passing TD against Ball State (10/29) ... first Bronco with receiving and passing TD in a game since Greg Jennings (10/1/05) ... receiving TD at Toledo (11/8) ... ninth career receiving TD at and first career punt (35 yds) Miami (11/16) ... threw second career TD pass and recorded first career kick return (8 yds) against Akron (11/25) ...

	Season Highs	Career Highs
Receptions	10 at Connecticut	10 at Connecticut (10/1/11)
Receiving Yards	113 at Connecticut	113 at Connecticut (10/1/11)
Receiving TDs	1, 4x - last at Miami	1, 9x - last at Miami (11/16/11)
Longest Reception	34 at No. 24 Illinois	65 at Eastern Michigan (TD) (11/14/09)
100-yard Receiving Games	2, last v Ball State	4 (2011 - 2; 2009 - 2)
Rushing Attempts	2 v Nicholls	2 v Nicholls (9/10/11)
Rushing Yards	5 v Nicholls	5 v Nicholls (9/10/11)
Longest Run	4 v Nicholls	4 v Nicholls (9/10/11)
Passing Attempts	2 v Akron	2 v Akron (11/25/11)
Pass Completions	2 v Akron	2 v Akron (11/25/11)
Passing Yards	61 v Ball State	61 v Ball State (10/29/11)
Longest Completion	61 v Ball State (TD)	61 v Ball State (TD) (10/29/11)
Passing TDs	1, 2x - last v Akron	1, 2x - last v Akron (11/25/11)
Longest Punt Return	5 v Central Michigan	28 at Michigan State (11/7/09)
Punt Return Yards	5 v Central Michigan	35 at Michigan State (11/7/09)
Tackles	NA	1 v Eastern Michigan (11/13/10)

#13 // CHLEB RAVENELL

WIDE RECEIVER

SENIOR // 5-11 // 188




2011: Four catches for 30 yards at Michigan (9/3) ... first career receiving TD coming against CMU (9/17) ... had season highs in receptions (5) and yards (72) ... career high nine catches for a career high 123 yds, scoring two TDs in a game for first time in career at UConn (10/1) ... career high 157 yds against Ball State (10/29) ... receiving TD at Toledo (11/8) ... fourth career 100-yard game at Miami (11/16) ... hauled in five receptions for 59 yards against Akron (11/25) ... named Third Team All-MAC Offense ...

	Season Highs	Career Highs
Receptions	9, 2x - last v Ball State	9, 2x - last v Ball State (10/29/11)
Receiving Yards	157 v Ball State	157 v Ball State (10/29/11)
100-Yd Receiving Games	3, last at Miami	4 (2011 - 3; 2009 - 1)
Longest Reception	59 v Ball State	59 v Ball State (10/29/11)
Receiving TDs	2, 2x - last v Akron	2, 2x - last v Akron (11/25/11)
Tackles	NA	1 at Michigan (9/5/09)




#14 // ALEX CARDER
QUARTERBACK
JUNIOR // 6-2 // 224



2011: Davey O'Brien Award candidate ... Manning Award candidate ... completed first 10 pass attempts at Michigan (9/3) ... threw first two TDs of the season against Nicholls (9/10) ... fifth 300-yard passing game of his career with 355 and three TDs against CMU (9/17) ... sixth career 300-yard passing game with 306 with a season high attempts and completions against No. 24 Illinois (9/24) ... broke school record for passing yds in a game (479) at UConn (10/1) earning MAC West POTW, nominated for Capital One Impact Performer and Manning Award National of the Week ... career high 95 yds rushing with three passing TDs vs BGSU (10/8) ... third career 400-yd passing game with 404 against Ball State (10/29) ... threw for a program record 548 yds and WMU/MAC record seven TDs at Toledo (11/8) ... fifth career 400-yard passing game and third straight at Miami (11/16) ... finalist for FRS QB Performance of the Year ... named Second Team All-MAC ...

	Season Highs	Career Highs
Passing Attempts	59 at Toledo	64 v Toledo (9/18/10)
Completions	38 at Toledo	43 v Toledo (9/18/10) *
Yards	548 at Toledo *	548 at Toledo (11/8/11) *
Longest Completion	60 at Toledo (TD)	74 v Nicholls State (TD) (9/11/10)
Completion Percentage	75.7 v Central Michigan	100.0, 2x - last v Miami (9/19/09)
Passing TDs	7 at Toledo **	7 at Toledo (11/8/11) **
300-Yard Passing Games	6, last at Miami	10 (2011 - 6; 2010 - 4)
400-Yard Passing Games	4, last at Miami	5 (2011 - 4; 2010 - 1)
500-Yard Passing Games	1 at Toledo	1 (2011 - 1)
Rushing Attempts	13, 2x - last v Bowling Green	15 v Toledo (9/18/10)
Rushing Yards	95 v Bowling Green	95 v Bowling Green (10/8/11)
Rushing TDs	1, 3x - last at Toledo	3 at Ball State (10/9/10)
Longest Run	24 at Miami	24 at Miami (11/16/11)
Tackles	1, 4x - last at Miami	1, 6x - last at Miami (11/16/11)
* WMU Game Record		
** MAC Record		


#15 // MIKE PERISH
QUARTERBACK
REDSHIRT FRESHMAN // 6-3 // 204



2011: Made Season Debut against Nicholls (9/10) ... completed first four passes for career for 42 yds and scored first career touchdown against Akron (11/25) ...

	Season Highs	Career Highs
Passing Attempts	10 v Akron	10 v Akron (11/25/11)
Completions	4 v Akron	4 v Akron (11/25/11)
Yards	42 v Akron	42 v Akron (11/25/11)
Longest Completion	21 v Akron	21 v Akron (11/25/11)
Completion Percentage	40.0 v Akron	40.0 v Akron (11/25/11)
Rushing Attempts	6 v Akron	6 v Akron (11/25/11)
Rushing Yards	16 v Akron	16 v Akron (11/25/11)
Rushing TDs	1 v Akron	1 v Akron (11/25/11)
Longest Run	11 v Akron	11 v Akron (11/25/11)


#16 // GARRETT SMITH
CORNERBACK
REDSHIRT FRESHMAN // 5-10 // 170



2011: First career tackle against Nicholls (9/10) ... tackle at UConn (10/1) ... first career PBU at Miami (11/16) ...

	Season Highs	Career Highs
Tackles	1, 3x - last at Connecticut	1, 3x - last at Connecticut (10/1/11)
Pass Break Ups	1 at Miami	1 at Miami (11/16/11)


#17 // JOHN POTTER
KICKER
SENIOR // 6-2 // 209



2011: Program record holder for tackles by a kicker (35), consecutive PATs made in a season streak (54) and consecutive PATs made in a career (126 - current streak) ... made 1-of-2 FG attempts at Michigan (9/3) ... earned MAC West Special Teams POTW after going 5-for-5 on PATs, making a 40-yard FG and adding a pair of tackles against Nicholls (9/10) ... accounted for 14 points with five PATs and a career matching three FGs against CMU (9/17) and earned MAC West Special Teams POTW ... nailed 39-yd FG at UConn (10/1) ... matched career long FG with 45-yard make at NIU (10/15) ... has made 12 FGs in a season for first time in career ... career PATs made leader (160) after making a season high six against Ball State (10/29) ... became MAC career leader in consecutive PATs made (114) with a career high nine PATs at Toledo (11/8) ... earned First Team Capital One Academic All-District ... became career scoring leader with six points at Miami (11/16) ... scored 12 points against Akron (11/25), ranking first among kickers for points in a season (99) and earning MAC West Special Teams POTW ... named Third Team All-MAC ... earned First Team Capital One Academic All-America ...

	Season Highs	Career Highs
Field Goal Attempts	4 at No. 24 Illinois	4, 2x - last at No. 24 Illinois (9/24/11)
Field Goals Made	3 v Central Michigan	3, 3x - last v Central Michigan (9/17/11)
Longest Field Goal	45 at Northern Illinois	45, 2x - last at Northern Illinois (10/15/11)
Extra Point Attempts	9, 2x - last v Akron	9, 2x - last v Akron (11/25/11)
Extra Points Made	9, 2x - last v Akron	9, 2x - last v Akron (11/25/11)
Kick Offs	12 v Akron	12 v Akron (11/25/11)
Kick Off Yards	826 v Akron	826 v Akron (11/25/11)
Kick Off Average	68.8 v Akron	70.0 v Kent State (11/20/10)
Touchbacks	6 v Akron	6 v Akron (11/25/11)
OB Kicks	NA	1, 3x - last at Bowling Green (11/26/10)
Tackles	2, 2x - last v Bowling Green	3 at Notre Dame (10/16/10)
Fumble Recoveries	NA	1, 2x - last at Ball State (10/9/10)
Passing Attempts	NA	1 v Ohio (10/4/08)
Receptions	NA	1 at Northern Illinois (10/3/09)
Receiving Yards	NA	2 at Northern Illinois (10/3/09)
Longest Reception	NA	2 at Northern Illinois (10/3/09)
Rushing TDs	NA	1 at Ball State (10/9/10)


#18 // RONTAVIOUS ATKINS
STRONG SAFETY
FRESHMAN // 6-0 // 181



2011: First career tackle against Nicholls (9/10) ... tackle and first career forced fumble and fumble recovery to secure win at UConn (10/1) ... first career interception vs. BGSU (10/8) ... six tackles at NIU (10/15) ... first career start at EMU (10/22) ... career high seven tackles against Ball State (10/29) ... hauled in second career INT against Akron (11/25) ...

	Season Highs	Career Highs
Tackles	7 v Ball State	7 v Ball State (10/29/11)
Forced Fumbles	1 at Connecticut	1 at Connecticut (10/1/11)
Fumble Recoveries	1 at Connecticut	1 at Connecticut (10/1/11)
Interceptions	1, 2x - last v Akron	1, 2x - last v Akron (11/25/11)
Punt Returns	1 v Akron	1 v Akron (11/25/11)


#20 // BRIAN FIELDS
RUNNING BACK
SOPHOMORE // 5-9 // 203



2011: Matched career high with two rushing TDs against Nicholls (9/10) ... career long 24-yard reception against Central Michigan (9/17) ... career long reception of 40 yds at UConn (10/1) ... 79 yds on nine carries vs. BGSU (10/8) ... TFL at Miami (11/16) on special teams, stopping fake punt ...

	Season Highs	Career Highs
Rushing Attempts	9 v Bowling Green	13, 2x - last v Kent State (11/20/10)
Rushing Yards	79 v Bowling Green	132 v Kent State (11/20/10)
Longest Run	53 v Bowling Green	74 v Kent State (11/20/10)
Rushing TDs	2 v Nicholls	2, 2x - last v Nicholls (9/10/11)
100-yard Rushing Game	NA	(2 - 2010)
Receptions	3 v Central Michigan	3, 2x - last v Central Michigan (9/17/11)
Receiving Yards	45 at Connecticut	45 at Connecticut (10/1/11)
Longest Reception	40 at Connecticut	40 at Connecticut (10/1/11)
Receiving TDs	NA	1 v Eastern Michigan (11/13/10)
Tackles	2, 2x - last v Bowling Green	2, 4x - last v Bowling Green (10/8/11)
Tackles for Loss	1.0 at Miami	1.0 at Miami (11/16/11)
Blocked Punts	NA	1 v Toledo (9/18/10)
Longest Kick Return	29 at Miami	42 v Northern Illinois (10/30/10)
Kick Return Yds	63 at Miami	105 at Notre Dame (10/16/10)
All-Purpose Yds	83 at Miami	149 v Kent State (11/20/10)


#21 // ANTOIN SCRIVEN
RUNNING BACK
SOPHOMORE // 6-0 // 210



2011: Scored from 1 yard out at Michigan (9/3) ... scored 1-yd TD against Nicholls (9/10) ... 1-yd TD vs. CMU (9/17) ... 1-yd TD vs BGSU (10/8) ... first career receiving TD at NIU (10/15) ... career high 18 rushing yds against Ball State (10/29) ...

	Season Highs	Career Highs
Rushing Attempts	7 v Ball State	7 v Ball State (10/29/11)
Rushing Yards	18 v Ball State	18 v Ball State (10/29/11)
Rushing TDs	1, 4x - last v Bowling Green	1, 6x - last v Bowling Green (10/8/11)
Longest Run	10 v Nicholls	10 v Nicholls (9/10/11)
Receptions	3 v Akron	3 v Akron (11/25/11)
Receiving Yards	22 v Akron	22 v Akron (11/25/11)
Longest Reception	9 v Akron	18 v Nicholls State (9/11/10)
Receiving TDs	1 at Northern Illinois	1 at Northern Illinois (10/15/11)
Tackles	2 at Eastern Michigan	2, 2x - last at Eastern Michigan (10/22/11)


#24 // LEWIS TOLER
CORNERBACK
SOPHOMORE // 5-10 // 172



2011: Seven tackles and 1.0 TFL at Michigan (9/3) ... five tackles and PBU against CMU (9/17) ... six tackles with a TFL and PBU at No. 24 Illinois (9/24) ... TFL and forced fumble at Toledo (11/8) ... season matching seven tackles at Miami (11/16) ...

	Season Highs	Career Highs
Tackles	7, 2x - last at Miami	9 v Kent State (11/20/10)
Tackles for Loss	1.0, 4x - last at Miami	1.0, 5x - last at Miami (11/16/11)
Interceptions	NA	1, 5x - last v Kent State (11/20/10)
Interception Return Yds	NA	24 at Ball State (10/9/10)
Longest Int Return	NA	24 at Ball State (TD) (10/9/10)
Interception Return TDs	NA	1 at Ball State (10/9/10)
Forced Fumbles	1 at Toledo	1 at Toledo (11/8/11)
Fumble Recoveries	NA	2 v Nicholls State (9/11/10)
Pass Break Ups	1, 4x - last at Northern Illinois	1, 13x - last at Northern Illinois (10/15/11)


#22 // DAREYON CHANCE
RUNNING BACK
SOPHOMORE // 5-5 // 160



2011: Recorded six carries for 23 yds against Nicholls (9/10) ...

	Season Highs	Career Highs
Rushing Attempts	6 v Nicholls	13 v Nicholls State (9/11/10)
Rushing Yards	23 v Nicholls	53 at Ball State (10/9/10)
Rushing TDs	NA	1, 2x - last v Kent State (11/20/10)
Longest Run	9 v Nicholls	41 at Ball State (10/9/10)
Receptions	1 at Michigan	2 at Akron (10/23/10)
Receiving Yards	7 at Michigan	11 v Nicholls State (9/11/10)
Receiving TDs	NA	1 at Bowling Green (11/26/10)
Longest Reception	7 v Michigan	11 v Nicholls State (9/11/10)
Tackles	NA	1 v Toledo (9/18/10)
Longest Kick Return	NA	25 at Bowling Green (11/26/10)
Kick Return Yards	NA	17 at Ball State (10/9/10)
All-Purpose Yards	NA	70 at Ball State (10/9/10)
Pass Attempts	NA	1 at Akron (10/23/10)


#25 // MICHAEL JOHNSON
RUNNING BACK
REDSHIRT FRESHMAN // 6-1 // 208



2011: Made collegiate debut with three carries for 25 yds against Nicholls (9/10) ... seven carries for 35 yds vs. BGSU (10/8) ...

	Season Highs	Career Highs
Rushing Attempts	7 v Bowling Green	7 v Bowling Green (10/8/11)
Rushing Yards	35 v Bowling Green	35 v Bowling Green (10/8/11)
Longest Run	13, 2x - last v Bowling Green	13, 2x - last v Bowling Green (10/8/11)


#23 // AARON WINCHESTER
CORNERBACK/RUNNING BACK
SENIOR // 5-6 // 178



2011: Named Defensive Team Captain ... converted to cornerback during fall camp ... made first start at cornerback at Michigan (9/3) ... career high seven tackles against Nicholls (9/10) ... eight tackles, a sack, forced fumble and pass break up against CMU (9/17) ... a pair of kick returns for 52 yards at No. 24 Illinois (9/24) ... career high 10 tackles against Ball State (10/29) ... first career interception at Miami (11/16) ...

	Season Highs	Career Highs
Tackles	10, 2x - last at Toledo	10, 2x - last at Toledo (11/8/11)
Tackles for Loss	1.0, 4x - last v Bowling Green	1.0, 4x - last v Bowling Green (10/8/11)
Sacks	1.0 v Central Michigan	1.0 v Central Michigan (9/17/11)
Forced Fumbles	1 v Central Michigan	1 v Central Michigan (9/17/11)
Pass Break Ups	2, 2x - last v Akron	2, 2x - last v Akron (11/25/11)
Interceptions	1 at Miami	1 at Miami (11/16/11)
Rushing Attempts	1 v Akron	28 v Toledo (11/15/08)
Rushing Yards	1 v Akron	111 v Toledo (11/15/08)
Longest Run	1 v Akron	22 at Toledo (10/10/09)
Rushing TDs	NA	1 v Miami (9/19/09)
100-yd Rushing Games	NA	1 (1 - 2008)
Receptions	5 at Michigan State	5, 2x - last at Michigan State (9/4/10)
Receiving Yards	17 at Notre Dame	56 v Tennessee Tech (9/20/08)
Longest Reception	13, 2x - last at Notre Dame	56 v Tennessee Tech (9/20/08)
Longest Kick Return	30 at No. 24 Illinois	57 at Nebraska (8/30/08)
Kick Return Yards	52 at No. 24 Illinois	127 at Ball State (11/25/08)
All-Purpose Yards	107 v Idaho	206 at Ball State (11/25/08)

#26 // JON HENRY
SAFETY
REDSHIRT FRESHMAN // 6-0 // 173



2011: Made collegiate debut at Michigan (9/3) ... registered first fumble recovery against Nicholls (9/10) with a 33-yard return ... first career kick return (14 yds) at Toledo (11/8) ...

	Season Highs	Career Highs
Tackles	1, 3x - last v Central Michigan	1, 3x - last v Central Michigan (9/17/11)
Fumble Recoveries	1 v Nicholls	1 v Nicholls (9/10/11)
Longest fumble return	33 v Nicholls	33 v Nicholls (9/10/11)
Kick Return Yds	14 at Toledo	14 at Toledo (11/8/11)
Longest Kick Return	14 at Toledo	14 at Toledo (11/8/11)


#27 // TREVOR ISHMAEL
STRONG SAFETY
FRESHMAN // 6-1 // 185



2011: Registered first career tackles against Nicholls (9/10) ... first career QB Hurry vs. BGSU (10/8) ... career high four tackles, 0.5 TFLs and sacks at Miami (11/16) ... recorded a program tying three fumble recoveries against Akron (11/25) in first career start ...

	Season Highs	Career Highs
Tackles	8 v Akron	8 v Akron (11/25/11)
Tackles for Loss	1.0 v Akron	1.0 v Akron (11/25/11)
Sacks	1.0 v Akron	1.0 v Akron (11/25/11)
Fumble Recoveries	3 v Akron *	3 v Akron * (11/25/11)
QB Hurries	1 v Bowling Green	1 v Bowling Green (10/8/11)
* Ties WMU Game Record		


#28 // KEITH DIXSON
ROVER
SENIOR // 6-1 // 193



2011: Registered a pair of tackles against Nicholls (9/10) ... tackle at UConn (10/1) ... TFL and fumble recovery against Akron (11/25) ...

	Season Highs	Career Highs
Tackles	4 v Akron	11 at Northern Illinois (10/3/09)
Tackles for Loss	0.5 v Akron	0.5, 2x - last v Akron (11/25/11)
Pass Break Ups	NA	1, 4x - last v Buffalo (10/24/09)
Fumble Recoveries	1 v Akron	1, 2x - last v Akron (11/25/11)
Interceptions	NA	1 v Eastern Michigan (11/13/10)
Interception Return Yards	NA	5 v Eastern Michigan (11/13/10)
Longest Int Return	NA	5 v Eastern Michigan (11/13/10)


#29 // TEVIN DRAKE
RUNNING BACK
SOPHOMORE // 5-11 // 212



2011: Led team with 65 yards rushing at Michigan (9/3) ... led team with 86 yards on 10 carries against Nicholls (9/10) ... first 100-yd rushing game of season vs. BGSU (10/8) ... 46-yard rushing TD at EMU (10/22) ... matched career high with two rushing TDs against Ball State (10/29) ...

	Season Highs	Career Highs
Rushing Attempts	16 v Ball State	16 v Ball State (10/29/11)
Rushing Yards	112 v Bowling Green	127 at Bowling Green (11/26/10)
Longest Run	51 v Bowling Green	74 v Kent State (11/20/10)
100-Yard Rushing Games	1 v Bowling Green	(1 - 2011; 2 - 2010)
Rushing TDs	2 v Ball State	2, 2x - last v Ball State (10/29/11)
Receptions	1, 3x - last v Bowling Green	1, 5x - last v Bowling Green (10/8/11)
Receiving Yards	12 at Michigan	49 v Eastern Michigan (11/13/10)
Longest Reception	12 at Michigan	49 v Eastern Michigan (11/13/10)
Tackles	NA	1, 2x - last v Eastern Michigan (10/23/10)
Kick Return Yards	19 v Ball State	19 v Ball State (10/29/11)
Longest Kick Return	19 v Ball State	19 v Ball State (10/29/11)


#30 // DERVON WALLACE
CORNERBACK
SENIOR // 5-11 // 195



2011: Recorded 188 kick return yards, ranking third in a single game in WMU history, at Michigan (9/3) ... first career starter and registered kick return of 54 yards against Nicholls (9/10) ... had a 46-yd kick return against CMU (9/17) ... 177 kick return yds at Toledo (11/8) ... rushed for a career high 79 yds vs. Akron (11/25) ...

	Season Highs	Career Highs
Tackles	4 at Northern Illinois	5 v Kent State (11/20/10)
Blocked Punt	NA	1 at Buffalo (10/11/08)
Kick Return Yards	188 at Michigan	188 at Michigan (9/3/11)
Longest Kick Return	54 v Nicholls	91 at Akron (TD) (10/23/10)
Kick Return TDs	NA	1 at Akron (10/23/10)
Punt Return Yards	NA	21 at Buffalo (10/11/08)
Longest Punt Return	NA	21 at Buffalo (10/11/08)
Receptions	NA	1, 6x - last v Nicholls State (9/11/10)
Receiving Yards	NA	41 v Nicholls State (9/11/10)
Longest Reception	NA	41 v Nicholls State (9/11/10)
Rush Attempts	4 v Akron	4 v Akron (11/25/11)
Rushing Yards	79 v Akron	79 v Akron (11/25/11)
Longest Rush	56 v Akron	56 v Akron (11/25/11)

#31 // SCOTT HINDS
STRONG SAFETY
JUNIOR // 6-2 // 199



2011: Tackle vs. BGSU (10/8) ... tackle at EMU (10/22) ... recorded first career TFL and two tackles vs. Akron (11/25) ...

	Season Highs	Career Highs
Tackles	2 v Akron	6 at Ball State (10/9/10)
Tackles for Loss	1.0 v Akron	1.0 v Akron (11/25/11)
Pass Break Up	2 v Akron	2 v Akron (11/25/11)


#33 // JUSTIN CURRIE
STRONG SAFETY
FRESHMAN // 6-2 // 192



2011: Made collegiate debut at No. 24 Illinois (9/24) with three tackles and an interception ... tackle and PBU at UConn (10/1) ... three tackles at NIU (10/15) ... recorded 45-yd kick return and four tackles against Ball State (10/29) ... recorded career high 7 tackles against Akron (11/25) ...

	Season Highs	Career Highs
Tackles	7 v Akron	7 v Akron (11/25/11)
Pass Break Ups	1 at Connecticut	1 at Connecticut (10/1/11)
Interceptions	1 at No. 24 Illinois	1 at No. 24 Illinois (9/24/11)
Kick Return Yards	45 v Ball State	45 v Ball State (10/29/11)
Longest Kick Return	45 v Ball State	45 v Ball State (10/29/11)


#34 // DONALD CELISCAR
STRONG SAFETY
FRESHMAN // 5-11 // 175



2011: Made collegiate debut against Nicholls (9/10) with three tackles ... registered first pair of pass breaks against CMU (9/17) ... matched career high with three tackles vs. BGSU (10/8) ... first career fumble recovery at NIU (10/15) ... career high five tackles and 2 PBUs against Ball State (10/29) ... registered three take aways (two fumble recoveries, one INT) at Toledo (11/8) ... 10 tackles and a forced fumble at Miami (11/16) ...

	Season Highs	Career Highs
Tackles	10 at Miami	10 at Miami (11/16/11)
Pass Break Ups	2, 2x - last v Ball State	2, 2x - last v Ball State (10/29/11)
Forced Fumbles	1, 2x - last at Miami	1, 2x - last at Miami (11/16/11)
Fumble Recoveries	2 at Toledo	2 at Toledo (11/8/11)
Interceptions	1 at Toledo	1 at Toledo (11/8/11)


#35 // CURTIS CANNON
RUNNING BACK
SENIOR // 5-8 // 192



2011: Registered first rush of the season vs. BGSU (10/8) ... two special teams tackles against Ball State (10/29) ...

	Season Highs	Career Highs
Rushing Attempts	1, 2x - last v Akron	1, 3x - last at Akron (11/25/11)
Rushing Yards	2 v Akron	5 v Nicholls State (9/11/10)
Longest Run	2 v Akron	5 v Nicholls State (9/11/10)
Tackles	2 v Ball State	2 v Ball State (10/29/11)

#36 // DEANTAY "WOODY" LEGRIER
DEFENSIVE END
JUNIOR // 6-1 // 249



2011: Recorded three tackles against CMU (9/17) ... QB Hurry vs. BGSU (10/8) ... made first start of the season with five tackles and a TFL at Toledo (11/8) ... career highs in sacks (1.5) and TFLs (2.0) at Miami (11/16) ... recorded career high two forced fumbles and 1.5 TFLs vs. Akron (11/25) ...

	Season Highs	Career Highs
Tackles	6 v Akron	8, 2x - last at Michigan State (9/4/10)
Tackles for Loss	2.0 at Miami	2.0 at Miami (11/16/11)
Sacks	1.5 at Miami	1.5 at Miami (11/16/11)
Pass Break Up	NA	1 at Northern Illinois (10/3/09)
Forced Fumbles	2 v Akron	2 v Akron (11/25/11)
Fumble Recoveries	NA	1 v Central Michigan (10/17/09)
QB Hurries	1 v Bowling Green	2 v Buffalo (10/24/09)
Safety	NA	0.5 at Central Michigan (11/5/10)



#37 // BEN ARMER

PUNTER

SENIOR // 5-11 // 224




2011: Averaged 46.5 yards per punt at Michigan (9/3) ... averaged 50.0 yards per punt against Nicholls (9/10) with a long of 51 yards ... placed a pair of punts inside the 20-yard line against (CMU) ... matches career long punt with a 65 yd kick at UConn (10/1) ... set new career long with 66-yd punt, pinning NIU (10/15) inside five-yd line twice ... matched career high with four punts inside the 20 at Toledo (11/8) ... matched career long punt of 66yds against Akron (11/25) ...

	Season Highs	Career Highs
Punts	6, 2x - last at Eastern Michigan	10 at Michigan State (11/7/09)
Punt Yards	259 at Eastern Michigan	389 at Michigan State (11/7/09)
Longest Punt	66, 2x - last v Akron	66, 2x - last v Akron (11/25/11)
Punt Average	66.0 v Akron	66.0 v Akron (11/25/11)
Punts Inside 20	4 at Toledo	4, 3x - last at Toledo (11/8/11)
Touchbacks	1, 4x - last at Miami	2, 6x - last v Kent State (11/20/10)
Tackles	NA	2 v Kent State (11/20/10)

#38 // CHRIS PROM

LINEBACKER

JUNIOR // 6-3 // 228




2011: Recorded first career interception with a three-yard return against Nicholls (9/10) ... first career forced fumble and fumble recovery against CMU (9/17) ... first career reception at No. 24 Illinois (9/24) ... first career TD catch vs. BGSU (10/8) ... PBU at Miami (11/16) ...

	Season Highs	Career Highs
Tackles	3, 2x - last v Ball State	7 at Notre Dame (10/16/10)
Sacks	NA	1.5 at Notre Dame (10/16/10)
Tackles for Loss	1.0 at Northern Illinois	2.0 at Notre Dame (10/16/10)
Forced Fumbles	1 v Central Michigan	1 v Central Michigan (9/17/11)
Fumble Recoveries	1 v Central Michigan	1 v Central Michigan (9/17/11)
Interceptions	1 v Nicholls	1 v Nicholls (9/10/11)
Longest Interception Return	3 v Nicholls	3 v Nicholls (9/10/11)
Pass Break Up	1 at Miami	1, 3x - last at Miami (11/16/11)
Receptions	1, 3x - last at Eastern Michigan	1, 3x - last at Eastern Michigan (10/22/11)
Receiving TDs	1 v Bowling Green	1 v Bowling Green (10/8/11)
Receiving Yards	10 at No. 24 Illinois	10 at No. 24 Illinois (9/24/11)
Longest Reception	10 at No. 24 Illinois	10 at No. 24 Illinois (9/24/11)

#39 // WAYMON ROSS

DEFENSIVE END

JUNIOR // 6-1 // 217




2011: Made season debut at Miami (11/16) ... recorded a tackle against Akron (11/25) ...

	Season Highs	Career Highs
Tackles	1 v Akron	1, 2x - last v Akron (11/25/11)
Tackles for Loss	NA	0.5 v Nicholls State (9/11/10)
Sacks	NA	0.5 v Nicholls State (9/11/10)
Fumble Recoveries	NA	1 at Akron (10/23/10)

#42 // DEVON BRANT

LINEBACKER

FRESHMAN // 5-11 // 219



2011: Made collegiate debut with two tackles against Nicholls (9/10) ... made first start and recorded first career fumble recovery against CMU (9/17) ... six tackles vs. BGSU (10/8) ... nine tackles at NIU (10/15) ... career high 10 tackles at Toledo (11/8) ...

	Season Highs	Career Highs
Tackles	10 at Toledo	10 at Toledo (11/8/11)
Tackles for Loss	0.5 at Northern Illinois	0.5 at Northern Illinois (10/15/11)
Fumble Recoveries	1 v Central Michigan	1 v Central Michigan (9/17/11)
QB Hurries	1 at Toledo	1 at Toledo (11/8/11)

#45 // CALVIN SMITH

RUNNING BACK

REDSHIRT FRESHMAN // 6-2 // 234




2011: Made collegiate debut with a tackle against Nicholls (9/10) ... tackle against Miami (11/16) ...

	Season Highs	Career Highs
Tackles	1, 2x - last at Miami	1, 2x - last at Miami (11/16/11)

#46 // CLARK MUSSMAN

TIGHT END

SOPHOMORE // 6-3 // 232




2011: Hauled in first career receiving touchdown against Nicholls (9/10) ... second career TD at Toledo (11/8) ...

	Season Highs	Career Highs
Receptions	2, 2x - last v Central Michigan	2, 4x - last v Central Michigan (9/17/11)
Receiving Yards	15 v Central Michigan	37 at Ball State (10/9/10)
Receiving TDs	1, 2x - last at Toledo	1, 2x - last at Toledo (11/8/11)
Longest Reception	9 v Central Michigan	23 v Eastern Michigan (11/13/10)
Tackles	NA	3 v Kent State (11/20/10)

#47 // MITCH ZAJAC

LINEBACKER

SENIOR // 6-1 // 229




2011: Seven tackles at Michigan (9/3) ... nine stops and first career forced fumble against CMU (9/17) ... season high 11 tackles at No. 24 Illinois (9/24) ... first TFL of season at UConn (10/1) ... recorded a QB hurry and fumble recovery against Akron (11/25) ...

	Season Highs	Career Highs
Tackles	11 at No. 24 Illinois	15 v Kent State (11/20/10)
Sacks	NA	2.0 v Eastern Michigan (11/13/10)
Tackles for Loss	1.0, 2x - last v Bowling Green	3.0, 2x - last v Eastern Michigan (11/13/10)
Forced Fumbles	1 v Central Michigan	1 v Central Michigan (9/17/11)
Pass Break Ups	NA	1, 4x - last at Kent State (10/31/09)
Interceptions	NA	1 at Kent State (10/31/09)
Interception Return Yards	NA	26 at Kent State (10/31/09)
Longest Interception Return	NA	26 at Kent State (10/31/09)
QB Hurries	1 v Akron	1 v Akron (11/25/11)

#48 // MANNY DIAZ

DEFENSIVE END

REDSHIRT FRESHMAN // 6-3 // 229



2011: Mad collegiate debut against Michigan (9/3) ... first career tackle against CMU (9/17) ... first career start at EMU (10/22) ...

	Season Highs	Career Highs
Tackles	1 v Central Michigan	1 v Central Michigan (9/17/11)



#51 // DESMOND BOZEMAN
LINEBACKER
SOPHOMORE // 6-0 // 213



2011: Made first career start at Michigan (9/3) ... four tackles vs. BGSU (10/8) ... recorded three tackles and 0.5 TFLs against Akron (11/25) ...

	Season Highs	Career Highs
Tackles	4, 2x - last v Bowling Green	7 at Ball State (10/9/10)
Tackles for Loss	0.5 v Akron	0.5 v Akron (11/25/11)


#55 // TRAVONTE BOLES
DEFENSIVE TACKLE
SOPHOMORE // 6-0 // 298



2011: Recorded a TFL at Michigan (9/3) ... four tackles with first career forced fumble against Nicholls (9/10) ... first career shared sack at Miami (11/16) ...

	Season Highs	Career Highs
Tackles	4 v Nicholls	5, 2x - last v Northern Illinois (10/30/10)
Tackles for Loss	1.5 v Nicholls	1.5 v Nicholls (9/10/11)
Sacks	0.5 at Miami	0.5 at Miami (11/16/11)
Forced Fumbles	1 v Nicholls	1 v Nicholls (9/10/11)
Pass Break Ups	1 v Akron	1, 3x - last v Akron (11/25/11)
Interceptions	NA	1 at Akron (TD) (10/23/10)
Interception Return Yds	NA	1 at Akron (10/23/10)
Longest Interception Return	NA	1 at Akron (TD) (10/23/10)
Interception Return for TD	NA	1 at Akron (10/23/10)


#56 // T.J. LYNCH
DEFENSIVE END
SENIOR // 6-3 // 253



2011: Recorded two tackles at Michigan (9/3) ... first career start against Nicholls (9/10) ... four tackles with a solo sack at No. 24 Illinois (9/24) ... matched career high in tackles vs. BGSU (10/8) and at Toledo (11/8) ...

	Season Highs	Career Highs
Tackles	4, 3x - last at Toledo	4, 3x - last at Toledo (11/8/11)
Sacks	1.0 at No. 24 Illinois	1.0 at No. 24 Illinois (9/24/11)
Tackles for Loss	1.0 at No. 24 Illinois	1.0 at No. 24 Illinois (9/24/11)
QB Hurries	NA	1 v Miami (9/19/09)


#58 // ANDREW SHARP
DEFENSIVE TACKLE
SENIOR // 6-3 // 262



2011: Made season debut against Michigan (9/3) ... recorded a tackle against Akron (11/25) ...

	Season Highs	Career Highs
Tackles	1 v Akron	4 v Nicholls State (9/11/10)
Tackles for Loss	NA	0.5 v Nicholls State (9/11/10)
Sacks	NA	0.5 v Nicholls State (9/11/10)
QB Hurries	NA	1 v Nicholls State (9/11/10)


#60 // DEON CAMMOCK
OFFENSIVE LINEMAN
SOPHOMORE // 6-6 // 342



2011: Made Division I debut at Michigan (9/3), appearing in 57 snaps ... set new career high with 71 snaps against CMU (9/17) ... returned from injury at EMU (10/22) ...

	Season Highs	Career Highs
Games Played	7	7 (2011)
Games Started	4	4 (2011)
Plays	283	283 (2011)
Plays in a Game	71 v Central Michigan	71 v Central Michigan (9/17/11)


#62 // KEVIN GALEHER
OFFENSIVE LINEMAN
JUNIOR // 6-4 // 300



2011: Made seasons debut vs. BGSU (10/8) with a career high 68 snaps ... new career high snaps with 83 at NIU (10/15) ... has started most games in a season in career ... career high 87 snaps against Ball State (10/29) ...

	Season Highs	Career Highs
Games Played	7	11 (2010)
Games Started	7	6 (2011)
Plays	515	515 (2011)
Plays in a Game	87 v Ball State	87 v Ball State (10/29/11)


#63 // TIM MAKA
OFFENSIVE LINEMAN
JUNIOR // 6-7 // 295



2011: Made Division I collegiate debut against Nicholls (9/10) ... appeared in five snaps against CMU (9/17) ... career high 12 snaps vs. BGSU (10/8) ... set new career high with 24 snaps vs. Akron (11/25) ...

	Season Highs	Career Highs
Games Played	6	6 (2011)
Plays	53	53 (2011)
Plays in a Game	24 v Akron	24 v Akron (11/25/11)


#65 // KASIMILI "MILI" UITALIA
OFFENSIVE LINEMAN
JUNIOR // 6-2 // 292



2011: Made Division I debut at Michigan (9/3), appearing in 60 snaps ... led offensive line with 79 snaps against CMU (9/17) ... appeared in 90 snaps at UConn (10/1) ... career high 94 snaps against Ball State (10/29) ...

	Season Highs	Career Highs
Games Played	12	12 (2011)
Games Started	12	12 (2011)
Plays	926	926 (2011)
Plays in a Game	94 v Ball State	94 v Ball State (10/29/11)
Tackles	1 at Northern Illinois	1 at Northern Illinois (10/15/11)


#66 // KIRK NAKAMA
LONG SNAPPER
SOPHOMORE // 5-8 // 224



2011: Matched career high with snaps on two FG attempts at Michigan (9/3) ... career high three FG snaps against CMU (9/17) ... career high four punt and FG snaps at No. 24 Illinois (9/24) ... set new career high with six punt snaps at UConn (10/1) ... matched career high with six PAT snaps vs. BGSU (10/8) ... 10 total snaps at NIU (10/15) ... six PAT snaps against Ball State (10/29) ... career high nine PAT snaps at Toledo (11/8) ... matched career with nine PAT snaps vs. Akron (11/25) ...

	Season Highs	Career Highs
PAT Snaps	9, 2x - last v Akron	9, 2x - last v Akron (11/25/11)
FG Snaps	4 at No. 24 Illinois	4 at No. 24 Illinois (9/24/11)
Punt Snaps	6, 2x - last at Eastern Michigan	6, 2x - last at Eastern Michigan (10/22/11)
Tackles	1 at Northern Illinois	1 at Northern Illinois (10/15/11)


#67 // TERRY DAVISSON
OFFENSIVE LINEMAN
SOPHOMORE // 6-6 // 301



2011: Started at center at Michigan (9/3) ... started a career high number of games in 2011 ... appeared in a career high 90 snaps at UConn (10/1) ... has appeared in a career high number of plays in 2011 ...

	Season Highs	Career Highs
Games Played	12	12 (2011, 2010)
Game Started	12	12 (2011)
Plays	845	845 (2011)
Plays in a Game	90 at Connecticut	90 at Connecticut (10/1/11)
Tackles	1 at Northern Illinois	1 at Northern Illinois (10/15/11)


#68 // DANN O'NEILL
OFFENSIVE TACKLE
JUNIOR // 6-8 // 307



2011: Started at right guard at Michigan (9/3) ... appeared in 76 plays against CMU (9/17) ... appeared in 90 snaps at UConn (10/1) ... has appeared in most snaps in a season in career ... has appeared in most games and made most starts in a season in career ... named Third Team All-MAC Offense ...

	Season Highs	Career Highs
Games Played	12	12 (2011)
Games Started	12	12 (2011)
Plays	925	925 (2011)
Plays in a Game	92 at Toledo	94 v Toledo (9/18/10)
Tackles	NA	1 at Michigan State (9/4/10)

#71 // JON HOFFING
OFFENSIVE LINEMAN
REDSHIRT FRESHMAN // 6-5 // 269



2011: Made collegiate debut at No. 24 Illinois (9/24) appearing on 46 snaps ... first career start at UConn (10/1) appearing on 84 snaps ...

	Season Highs	Career Highs
Games Played	3	3 (2011)
Games Started	1	1 (2011)
Plays	139	139 (2011)
Plays in a Game	84 at Connecticut	84 at Connecticut (10/1/11)


#72 // ANTHONY PARKER
OFFENSIVE GUARD
SENIOR // 6-5 // 321



2011: Started at left tackle at Michigan (9/3) ... appeared in 76 plays against CMU (9/17) ... started 40th career game at UConn (10/1) ... has started the most games and played the most stats in a season in his career in 2011 ...

	Season Highs	Career Highs
Games Played	12	13 (2008)
Games Started	12	12 (2011, 2009, 2008)
Plays	885	885 (2011)
Plays in a Game	90 at Connecticut	110 v Central Michigan (10/17/09)
Tackles	NA	1 v Ball State (11/24/09)


#73 // GREG PETERSON
OFFENSIVE LINEMAN
SOPHOMORE // 6-5 // 282



2011: Made season debut vs. BGSU (10/8) with career high nine snaps ... has played the most stats in a season in his career in 2011 ...

	Season Highs	Career Highs
Games Played	2	3 (2010)
Plays	33	33 (2011)
Plays in a Game	24 v Akron	24 v Akron (11/25/11)


#75 // JOSH HADEL
OFFENSIVE LINEMAN
SOPHOMORE // 6-6 // 310



2011: Made collegiate debut against Nicholls (9/10) ... appeared in a season high 19 snaps against BGSU (10/8) ... has played in the most games and the most snaps in a season in his career in 2011 ...

	Season Highs	Career Highs
Games Played	9	9 (2011)
Plays	123	123 (2011)
Plays in a Game	34 v Akron	34 v Akron (11/25/11)


#76 // KHALED MHEISEN
OFFENSIVE LINEMAN
FRESHMAN // 6-4 // 295



2011: Made collegiate debut against Nicholls (9/10) ... nine snaps vs. BGSU (10/8) ... appeared in a season high 24 snaps vs. Akron (11/25) ...

	Season Highs	Career Highs
Games Played	4	4 (2011)
Plays	37	37 (2011)
Plays in a Game	24 v Akron	24 v Akron (11/25/11)


#77 // BEN SAMSON
OFFENSIVE LINEMAN
JUNIOR // 6-6 // 305



2011:

	Season Highs	Career Highs
Games Played	3	9 (2010)
Plays	19	73 (2010)
Plays in a Game	10 v Nicholls	15 at Ball State (10/9/10)

#82 // JOSH SCHAFFER
WIDE RECEIVER
SOPHOMORE // 6-2 // 224



2011: Made first career reception for 17 yards against Nicholls (9/10) ... two catches for 11 yds against Ball State (10/29) ... career high six catches for 114 yds and first career TD at Toledo (11/8) ... first career start and set new career high with seven catches at Miami (11/16) ...

	Season Highs	Career Highs
Receptions	7 at Miami	7 at Miami (11/16/11)
Receiving Yards	114 at Toledo	114 at Toledo (11/8/11)
Longest Reception	64 at Toledo (TD)	64 at Toledo (TD) (11/8/11)
100-Yard Receiving Games	1 at Toledo	1 (2011 - 1)
Rush Attempts	1 v Akron	1 v Akron (11/25/11)
Rushing Yards	13 v Akron	13 v Akron (11/25/11)
Longest Rush	13 v Akron	13 v Akron (11/25/11)

#83 // JORDAN WHITE
WIDE RECEIVER
6TH-YR SENIOR // 6-0 // 215




2011: Biletnikoff Award semifinalist ... AFCA All-America ... Walter Camp Football Foundation All-America ... Associated Press All-America ... WMU's first Consensus All-American ... Sicom All-America ... Yahoo Sports All-America ... career record holder in receiving yards, receptions and 100-yard games ... season record holder in receiving yards, receptions, TDs, 100-yard games ... single game record holder for receptions ... 12 catches for 119 yards at Michigan (9/3) ... recorded 12th 100-yd receiving game of career ... had second most receiving yards in the country with 177 against CMU (9/17), ranking second in the nation for the week and earning MAC West Offensive POTW ... recorded 14th career 100-yard receiving game and matched career high in receptions in a game (14) at No. 24 Illinois (9/24) ... third straight double-digit catch game with 12 receptions for 173 yards at UConn (10/1) ... fourth straight 100-yard game and 10-catch game vs. BGSU (10/8) ... set a new record with fifth-straight game with 10 or more catches at NIU (10/15) ... has earned MAC West Offensive POTW three times ... became WMU's career leader in receptions (261) with nine grabs against Ball State (10/29) ... became WMU career leader in receiving yds and single-season leader in receptions and receiving yds with a record 16 catches for 238 yds at Toledo (11/8), earning MAC West Offensive POTW ... third-straight game with 100 yards, hauling in 9 receptions for 106 yds and two TDs at Miami (11/16) ... hauled in 15th TD catch of the season against Akron (11/25) to move ahead of Greg Jennings for most TD catches in a season ... named First Team All-MAC Offense for the second time in his career ...

	Season Highs	Career Highs
Receptions	16 at Toledo *	16 at Toledo (11/8/11) *
Receiving Yards	238 at Toledo	238 at Toledo (11/8/11)
Receiving TDs	3 at Toledo	3 at Toledo (11/8/11)
100-Yd Receiving Games	9, last v Akron *	20 * (9 - 2011*, 7 - 2010*, 4 - 2009)
Longest Reception	61 v Ball State (TD)	74 v Nicholls State (TD) (9/11/10)
Rushing Attempts	1 v Akron	2 v Northern Illinois (10/30/10)
Rushing Yards	27 v Akron	27 v Akron (11/25/11)
Longest Rush	27 v Akron	27 v Akron (11/25/11)
Longest Punt Return	64 v Central Michigan	64 v Central Michigan (9/17/11)
Punt Return Yards	64 v Central Michigan	64 v Central Michigan (9/17/11)
All-Purpose Yards	241 v Central Michigan	241 v Central Michigan (9/17/11)
Tackles	1 at Northern Illinois	1, 5x - last at Northern Illinois (10/15/11)

* WMU season record
 ^ WMU career record

#85 // BLAKE HAMMOND
TIGHT END
JUNIOR // 6-5 // 247



2011: First catch of season, going for eight yds against CMU (9/17) ... longest reception of the season at Miami (11/16) ...

	Season Highs	Career Highs
Receptions	1, 3x - last at Miami	5 at Michigan State (11/7/09)
Receiving Yards	15 at Miami	61 at Michigan State (9/4/10)
Receiving TDs	NA	1, 5x - last at Bowling Green (11/26/10)
Longest Reception	15 at Miami	28 at Michigan State (9/4/10)


#86 // ERIC MONETTE
WIDE RECEIVER
JUNIOR // 6-6 // 201



2011: First career reception for four yards at Michigan (9/3) ... hauled in a pair of passes for 23 yards against Nicholls (9/10) ... career high receptions (4) at No. 24 Illinois (9/24) ... career highs in receptions (6) and yards (87) at Toledo (11/8) ... scored first career touchdown on a career long 36 yd reception against Akron (11/25) ...

	Season Highs	Career Highs
Receptions	6 at Toledo	6 at Toledo (11/8/11)
Receiving Yards	87 at Toledo	87 at Toledo (11/8/11)
Longest Reception	36 v Akron (TD)	36 v Akron (TD) (11/25/11)
Receiving TDs	1 v Akron	1 v Akron (11/25/11)


#87 // MATT CUTLER
TIGHT END
SOPHOMORE // 6-3 // 251



2011: Made season debut against Michigan (9/3) ... started first career game against UConn (10/1) ... scored first career touchdown and recorded first career reception against Akron (11/25) ...

	Season Highs	Career Highs
Receptions	1 v Akron	1 v Akron (11/25/11)
Receiving Yards	1 v Akron	1 v Akron (11/25/11)
Receiving TDs	1 v Akron	1 v Akron (11/25/11)
Longest Reception	1 v Akron	1 v Akron (11/25/11)


#90 // DEMETRIUS ANDERSON
DEFENSIVE TACKLE
FRESHMAN // 6-3 // 300



2011: Made collegiate debut vs. CMU (9/17) ... three tackles vs. BGSU (10/8) ... first career start at Miami (11/16) ...

	Season Highs	Career Highs
Tackles	3 v Bowling Green	3v Bowling Green (10/8/11)


#91 // CORY SUEING
DEFENSIVE END
SOPHOMORE // 6-4 // 245



2011: Tackle and assisted on TFL against CMU (9/17) ... QB Hurry at EMU (10/22) ... first career fumble recovery at Toledo (11/8) ...

	Season Highs	Career Highs
Tackles	1, 3x - last v Ball State	3 at Bowling Green (11/26/10)
Tackles for Loss	0.5 v Central Michigan	1.0 at Bowling Green (11/26/10)
Sacks	NA	1.0 at Bowling Green (11/26/10)
Fumble Recoveries	1 at Toledo	1 at Toledo (11/8/11)
QB Hurries	1 at Eastern Michigan	1, 2x - last at Eastern Michigan (10/22/11)


#92 // DREW NOWAK
DEFENSIVE TACKLE
SENIOR // 6-4 // 295



2011: Blocked third kick of career at Michigan (9/3) and is now tied for second on WMU's career list ... matched career high with 1.5 TFLs against Nicholls (9/10) ... seven tackles with a sack and 1.5 TFLs against CMU (9/17) ... career high 11 tackles as well as 1.5 TFLs and a fumble recovery at No. 24 Illinois (9/24) ... matched career highs in TFLs and sacks at UConn (10/1) ... blocked fourth career kick at NIU (10/15) ... career high 2.5 TFLs at EMU (10/22) ... career high 1.5 sacks and a batted ball that led to an INT against Ball State (10/29) ... set new career high with 2.5 sacks at Miami (11/16), earning first career MAC West Defensive POTW ... led the Broncos with nine tackles, two solo sacks, and a career high 5.0 TFLs against Akron (11/25) ... named MAC Defensive Player of the Year and named First Team All-MAC Defense ... named Third Team Phil Steele All-America ...

	Season Highs	Career Highs
Tackles	11 at No. 24 Illinois	11 at No. 24 Illinois (9/24/11)
Tackles for Loss	5.0 v Akron	5.0 v Akron (11/25/11)
Sacks	2.5 at Miami	2.5 at Miami (11/16/11)
Forced Fumbles	1 v Akron	1, 2x - last v Akron (11/25/11)
Fumble Recoveries	1, 2x - last Miami	2 at Eastern Michigan (11/14/09)
Blocked Kicks	1, 2x - last at Northern Illinois (FG)	1, 4x - last at Northern Illinois (FG) (10/15/11)
Pass Break Ups	NA	1 v Kent State (11/20/10)
QB Hurries	2 v Akron	2 v Akron (11/25/11)


#93 // PAUL DREHER
DEFENSIVE TACKLE
JUNIOR // 6-5 // 282



2011: Registers two tackles and assisted on a TFL at EMU (10/22) ...

	Season Highs	Career Highs
Tackles	2 at Eastern Michigan	3 v Kent State (11/20/10)
Tackles for Loss	0.5 at Eastern Michigan	1.0 at Indiana (9/12/09)


#96 // WESTON PEIFFER
DEFENSIVE END
SENIOR // 6-4 // 243



2011: Registered a solo sack against Nicholls (9/10) ... first start of the season with two tackles and a shared TFL vs. Akron (11/25) ...

	Season Highs	Career Highs
Tackles	2 v Akron	2, 2x - last v Akron (11/25/11)
Tackles for Loss	1.0 v Nicholls	1.0, 3x - last v Nicholls (9/10/11)
Sacks	1.0 v Nicholls	1.0, 3x - last v Nicholls (9/10/11)


#97 // FREDDIE BISHOP
DEFENSIVE END
JUNIOR // 6-4 // 253



2011: Registered a career high 1.5 tackles for loss against Nicholls (9/10) ... three tackles and a QB Hurry against CMU (9/17) ... matches season high with 2.0 TFLs at UConn (10/1) ... two QB Hurries and a sack vs. BGSU (10/8) ... 1.0 sack, 2.5 TFLs and a QB Hurry at EMU (10/22) ... matched season high with six tackles against Ball State (10/29) ... new season high and matched career high with eight tackles at Toledo (11/8) ... named Third Team All-MAC Defensive End ...

	Season Highs	Career Highs
Tackles	8 at Toledo	8, 2x - last at Toledo (11/8/11)
Sacks	1.5 v Nicholls	1.5 v Nicholls (9/10/11)
Tackles for Loss	2.5 at Eastern Michigan	2.5, 2x - last at Eastern Michigan (10/22/11)
Forced Fumbles	NA	1 at Central Michigan (11/5/10)
QB Hurries	2 v Bowling Green	2, 2x - last v Bowling Green (10/8/11)

#99 // PAUL HAZEL
DEFENSIVE END
JUNIOR // 6-5 // 210



2011: Three tackles with 1.0 TFLs, a forced fumble and a QB Hurry against CMU (9/17) ... QB Hurry vs. BGSU (10/8) ... QB Hurry and PBU at EMU (10/22) ... three tackles with 0.5 sacks and 12th career QB Hurry at Miami (11/16) ... recorded three PBUs and two quarterback hurries against Akron (11/25) ...

	Season Highs	Career Highs
Tackles	3, 4x - last v Akron	7 at Notre Dame (10/16/10)
Sacks	1.0 v Akron	2.0 v Toledo (9/18/10)
Tackles for Loss	1.0, 2x - last v Akron	2, 2x - last at Notre Dame (10/16/10)
Fumbles Forced	1, 2x - last v Akron	1, 6x - last v Akron (11/25/11)
Fumble Recoveries	NA	1 v Hofstra (9/26/09)
QB Hurries	2 v Akron	2 v Akron (11/25/11)
Blocked Kicks	NA	1 v Ball State (punt) (11/24/09)
Safety	NA	0.5 at Central Michigan (11/5/10)
Pass Break Ups	3 v Akron	3 v Akron (11/25/11)



LAST TIME ... // LONGEST PLAYS // LONGEST DRIVES



WESTERN MICHIGAN FOOTBALL – THE LAST TIME ...

Punt Return, Touchdown:

WMU: Greg Jennings (93 yards) vs. Northern Illinois, Oct. 23, 2004
Opponent: Charlie Todd (87 yards) vs. Ball State, Nov. 24, 2009

Kickoff Return, Touchdown:

WMU: Dervon Wallace (91 yards) at Akron, Oct. 23, 2010
Opponent: Eric Page (98 yards) vs. Toledo, Sept. 18, 2010

Interception Return, Touchdown:

WMU: Doug Wiggins (20 yards) at Toledo, Nov. 8, 2011
Opponent: Chika Madu (36 yards) vs. Nicholls Sept. 10, 2011

Fumble Return, Touchdown:

WMU: Jamail Berry (24 yards) vs. Miami, Sept. 19, 2009
Opponent: James Harvey (72 yards) vs. Akron Nov. 25, 2011

Safety

WMU: Team, vs. Akron Nov. 25, 2011
Opponent: James Harvey vs. Akron, Nov. 25, 2011

Blocked Punt:

WMU: Brian Fields vs. Toledo, Sept. 18, 2010
Opponent: Greg Turner vs. Northern Illinois, Oct. 14, 2006

Blocked Field Goal:

WMU: Drew Nowak at Northern Illinois, Oct. 15, 2011
TD – Cory Flom vs. Temple, Sept. 23, 2006 (returned for TD by Londen Fryar)
Opponent: Bryan Gattas at Iowa, Nov. 17, 2007; Bryan Mattison at Iowa, Nov. 17, 2007;
TD – Chad Brown (68 yards), Toledo, Oct. 10, 1992

Blocked PAT:

WMU: Drew Nowak at Michigan, Sept. 3, 2011
Opponent: T.J. Lang vs. Eastern Michigan, Nov. 5, 2005

PAT Return:

WMU: Louis Delmas vs. Ball State (recovered after Cory Flom blocked kick), Oct. 8, 2005
Opponent: Marlon Llewellyn at Ball State (intercepted Tim Lester pass), Nov. 7, 1998

Two-Point Conversion

WMU: Tim Hiller to Juan Nunez at No. 15 Ball State, Nov. 25, 2008
Opponent: Anthony Turner to Charles Sharon (Bowling Green), Oct. 22, 2005

Shutout:

WMU: Akron (17-0), Nov. 24, 2006
Opponent: Bowling Green (52-0), Nov. 6, 2004

Game-Winning Field Goal:

WMU: John Potter (28 yards, first overtime) vs. Buffalo, Oct. 24, 2009
Opponent: Derek Dimke (21 yards, 8:14, 4th) at No. 24 Illinois, Sept. 24, 2011

200-Yard Rusher:

WMU: Phil Reed (226) vs. Northern Illinois, Oct. 26, 2002
Opponent: Adonis Thomas (216) at Toledo, Nov. 8, 2011

Overtime Game:

WMU: vs. Buffalo (34-31, W - 1 OT), Oct. 24, 2009

600 Yards Total Offense:

WMU: 635 at Toledo, Nov. 8, 2011
Opponent: 804* at Toledo, Nov. 8, 2011
*Program record

200-Yard Receiver:

WMU: Jordan White (238) at Toledo, Nov. 8, 2011
Opponent: Jabari Arthur (223) vs. Akron, Oct. 6, 2007

400-Yard Passer:

WMU: Alex Carder (429) at Miami, Nov. 16, 2011
Opponent: Zac Dysert (413) at Miami, Nov. 16, 2011
* Alex Carder threw for a WMU record 548 yds at Toledo, Nov. 8, 2011

Four Touchdowns:

WMU: Greg Jennings (all receiving) vs. Ball State, Oct. 8, 2005
Opponent: Ashton Leggett (4 rushing) at Michigan State, Nov. 7, 2009

Top 5 Longest Plays From Scrimmage

Year	Player	Opponent	Type	Yards
1930	Clarence Frendt	Detroit City	Rush (TD)	95
2003	Jon Drach to Greg Jennings	CMU	Pass (TD)	94
1954	Leland David	Marshall	Rush	89
2005	Tim Hiller to Greg Jennings	Bowling Green	Pass (TD)	89
1941	Horace Coleman	Toledo	Rush	87
1984	Lewis Howard	Marshall	Rush (TD)	87
1990	Brad Tayles to Allan Boyko	Kent State	Pass (TD)	87

Top 5 Longest Drives – Plays

Year	Opponent	Plays	Time	Length	Result
1977	NIU	20	9:05	80	2-yard rush by Albert Little
2011	No. 24 Illinois	18	7:04	59	26-yard FG by John Potter
1970	Marshall	18	N/A	77	4-yard rush by Curtis Lewis
1976	CMU	18	7:40	73	2-yard rush by Keith Rogien
1978	NIU	18	8:04	80	3-yard rush by Albert Little
2006	Miami	18	6:34	84	21-yard FG by Nate Meyer

Top 5 Longest Drives – Time

Year	Opponent	Plays	Time	Length	Result
1976	Minnesota	13	12:18	70	7-yard rush by Pepper Powers
1976	Minnesota	14	10:26	63	38-yard field goal by Dave Gibson
1981	EMU	17	9:11	92	5-yard run by Kurt Barterian
1977	NIU	20	9:05	80	2-yard rush by Albert Little
2000	NIU	17	9:01	92	1-yard rush by Robert Sanford

Top 5 Longest Drives – Length in Yards

Year	Opponent	Plays	Time	Length	Result
2010	Kent State	4	1:24	99	1-yard rush by Tevin Drake
1998	Bowling Green	14	5:06	99	1-yard rush by Tim Lester
1997	EMU	11	2:46	99	4-yard rush by Robert Sanford
1970	Marshall	15	N/A	98	1-yard rush by Bob Zelle
2010	Akron	6	2:33	97	34-yard pass from Alex Carder to Jordan White
1969	Marshall	14	N/A	97	7-yard rush by Roger Lawson
1970	CMU	12	3:41	97	1-yard rush by Roger Lawson
1994	CMU	12	5:17	97	25-yard pass from Jay McDonagh to Kam Merritt

Longest One Play Drives

Year	Opponent	Qrt	Plays	Length	Result
2005	Bowling Green	2nd	1	89	89-yard pass from Tim Hiller to Greg Jennings
1984	Marshall	2nd	1	87	87-yard rush by Lewis Howard
1990	CMU	4th	1	84	84-yard pass from Brady Tayles to Corey Sylve
1990	Bowling Green	4th	1	82	82-yard rush by Corey Sylve
2009	Michigan State	3rd	1	80	80-yard rush by Brandon West
1971	NIU	4th	1	80	80-yard rush by Larry Cates
1976	Ohio	3rd	1	80	80-yard rush by Keith Rogien
1980	Illinois State	4th	1	80	72-yard rush by Bobby Howard
1987	CMU	1st	1	80	80-yard pass from Tony Kimbrough to Jamie Hince
1998	Ohio	4th	1	80	80-yard pass from Tim Lester to Corey Alston
2002	NIU	2nd	1	80	80-yard rush by Philip Reed

Top 5 Longest Plays From Scrimmage – 2011

Year	Player(s)	Opponent	Type	Yards
2011	Alex Carder to Josh Schaffer (TD)	Toledo	Pass	64
2011	Robert Arnheim to Jordan White (TD)	Ball State	Pass	61
2011	Alex Carder to Jordan White (TD)	Toledo	Pass	60
2011	Alex Carder to Chleb Ravenell	Ball State	Pass	59
2011	Dervon Wallace	Akron	Rush	56

Top 5 Longest Drives – Plays – 2011

Year	Opponent	Plays	Time	Length	Result
2011	No. 24 Illinois	18	7:04	59	26-yard FG by John Potter
2011	Central Michigan	15	4:23	67	33-yard FG by John Potter
2011	Michigan	15	7:11	74	1-yard rush by Antoin Scriven
2011	No. 24 Illinois	13	4:46	66	24-yard FG by John Potter
2011	Ball State	11	3:31	82	40-yard pass from Alex Carder to Jordan White
2011	Northern Illinois	11	3:04	55	16-yard pass from Alex Carder to Chleb Ravenell
2011	Northern Illinois	11	4:15	52	45-yard FG by John Potter
2011	Bowling Green	11	5:06	57	41-yard FG by John Potter
2011	Connecticut	11	3:05	71	39-yard FG by John Potter

Top 5 Longest Drives – Time – 2011

Year	Opponent	Plays	Time	Length	Result
2011	Michigan	15	7:11	74	1-yard rush by Antoin Scriven
2011	No. 24 Illinois	18	7:04	59	26-yard FG by John Potter
2011	Bowling Green	10	5:21	84	1-yard rush by Antoin Scriven
2011	Bowling Green	11	5:06	57	41-yard FG by John Potter
2011	Central Michigan	9	5:02	46	43-yard FG by John Potter

Top 5 Longest Drives – Length in Yards – 2011

Year	Opponent	Plays	Time	Length	Result
2011	Ball State	5	1:51	92	20-yard run by Tevin Drake
2011	Ball State	4	0:50	87	61-yard pass from Robert Arnheim to Jordan White
2011	Bowling Green	10	5:21	84	1-yard rush by Antoin Scriven
2011	Ball State	11	3:31	82	40-yard pass from Alex Carder to Jordan White
2011	Bowling Green	10	2:19	82	9-yard pass from Alex Carder to Jordan White
2011	Akron	4	1:31	80	40-yard pass from Tyler Van Tubbergen to Jordan White
2011	Toledo	3	0:53	80	64-yard pass from Alex Carder to Josh Schaffer
2011	Connecticut	9	2:52	80	6-yard pass from Alex Carder to Jordan White

Season with most One Play Drives – 2005, 2003 (6)

Last season with a One Play Drive – 2011 (3)

Last One Play Drive – Nov. 25, 2011 vs. Akron (2)

(Robert Arnheim to Chleb Ravenell – 19 yards; Tyler Van Tubbergen to Eric Monette – 36 yards)

Opponent Last One Play Drive – Oct. 16, 2010 at Notre Dame (John Goodman to Michael Floyd – 32 yards)





2011 COMBINED STATISTICS



2011 Western Michigan Football Western Michigan Combined Team Statistics (as of Dec 15, 2011) All games

Date	Opponent	Score	Att.
Sep 03, 2011	at Michigan	L 10-34	110506
9/10/2011	NICHOLLS	W 38-7	19884
* 9/17/2011	CENTRAL MICHIGAN	W 44-14	26674
Sep 24, 2011	at #24 Illinois	L 20-23	43684
Oct. 1, 2011	at CONNECTICUT	W 38-31	36648
* Oct 08, 2011	BOWLING GREEN	W 45-21	20238
* Oct 15, 2011	at Northern Illinois	L 22-51	20277
* Oct 22, 2011	at Eastern Michigan	L 10-14	6772
* 10/29/2011	BALL STATE	W 45-35	16548
* 11/08/11	at TOLEDO	L 63-66	16107
* Nov 16, 2011	at MIAMI	W 24-21	15729
* 11/25/2011	AKRON	W 68-19	16582
* MAC Game			

Record:	Overall	Home	Away	Neutral
All games	7-5	5-0	2-5	0-0
Conference	5-3	4-0	1-3	0-0
Non-Conference	2-2	1-0	1-2	0-0

Team Statistics	WMU	OPP
FIRST DOWNS	290	268
Rushing	81	125
Passing	184	122
Penalty	25	21
RUSHING YARDAGE	1529	2591
Rushing Attempts	368	473
Average Per Rush	4.2	5.5
Average Per Game	127.4	215.9
TDs Rushing	16	22
PASSING YARDAGE	3946	2618
Comp-Att-Int	338-496-12	231-376-12
Average Per Pass	8.0	7.0
Average Per Catch	11.7	11.3
Average Per Game	328.8	218.2
TDs Passing	37	16
TOTAL OFFENSE	5475	5209
Average Per Play	6.3	6.1
Average Per Game	456.2	434.1
KICK RETURNS: #-Yards	58-1317	45-778
PUNT RETURNS: #-Yards	22-219	10-59
INT RETURNS: #-Yards	12-30	12-251
FUMBLES-LOST	23-15	25-15
PENALTIES-Yards	89-702	75-655
PUNTS-AVG	42-41.3	54-41.0
TIME OF POSSESSION/Game	27:50	30:48
3RD-DOWN Conversions	67/157	65/162
4TH-DOWN Conversions	17/22	5/20

Rushing	gp-gs	att	gain	loss	net	avg	td	lg	avg/g
DRAKE, Tevin	11-5	102	602	32	570	5.6	4	51	51.8
FIELDS, Brian	11-3	64	291	15	276	4.3	2	53	25.1
CARDER, Alex	11-11	114	498	245	253	2.2	4	24	23.0
WALLACE, Dervon	12-1	6	100	5	95	15.8	0	56	7.9
VAN TUBBERGEN, Tyle	5-1	11	87	0	87	7.9	1	27	17.4
JOHNSON, Michael	6-0	14	85	5	80	5.7	0	13	13.3
SCRIVEN, Antoin	12-2	24	50	3	47	2.0	4	10	3.9
PONDER, Ansel	11-4	5	32	0	32	6.4	0	11	2.9
CHANCE, Dareyon	3-0	9	33	2	31	3.4	0	9	10.3
WHITE, Jordan	12-12	1	27	0	27	27.0	0	27	2.2
PERISH, Mike	3-0	6	22	6	16	2.7	1	11	5.3
SCHAFFER, Josh	9-2	1	13	0	13	13.0	0	13	1.4
ARNHEIM, Robert	12-10	2	5	0	5	2.5	0	4	0.4
CANNON, Curtis	8-0	2	3	0	3	1.5	0	2	0.4
WINCHESTER, Aaron	12-11	1	1	0	1	1.0	0	1	0.1
RAVENELL, Chleb	12-7	1	1	0	1	1.0	0	1	0.1
TEAM	6-0	5	0	8	-8	-1.6	0	0	-1.3
Total	12	368	1850	321	1529	4.2	16	56	127.4
Opponents	12	473	2912	321	2591	5.5	22	66	215.9

Passing	gp-gs	effic	comp-att-int	pct	yds	td	lg	avg/g
CARDER, Alex	11-11	148.28	299-445-10	67.2	3434	28	64	312.2
VAN TUBBERGEN, Tyle	5-1	220.60	31-36-2	86.1	349	7	40	69.8
PERISH, Mike	3-0	75.28	4-10-0	40.0	42	0	21	14.0
ARNHEIM, Robert	12-10	519.10	4-4-0	100.0	121	2	61	10.1
TEAM	6-0	0.00	0-1-0	0.0	0	0	0	0.0
Total	12	154.75	338-496-12	68.1	3946	37	64	328.8
Opponents	12	127.58	231-376-12	61.4	2618	16	75	218.2

Receiving	gp-gs	no.	yds	avg	td	lg	avg/g
WHITE, Jordan	12-12	127	1646	13.0	16	61	137.2
RAVENELL, Chleb	12-7	59	769	13.0	8	59	64.1
ARNHEIM, Robert	12-10	59	662	11.2	4	34	55.2
MONETTE, Eric	12-4	26	256	9.8	1	36	21.3
SCHAFFER, Josh	9-2	17	239	14.1	1	64	26.6
FIELDS, Brian	11-3	11	99	9.0	0	40	9.0
PONDER, Ansel	11-4	7	92	13.1	0	38	8.4
WALKER, Dallas	12-2	7	44	6.3	2	17	3.7
SCRIVEN, Antoin	12-2	7	36	5.1	1	9	3.0
MUSSMAN, Clark	9-4	6	31	5.2	2	9	3.4
DRAKE, Tevin	11-5	4	17	4.2	0	12	1.5
HAMMOND, Blake	10-2	3	34	11.3	0	15	3.4
PROM, Chris	11-0	3	13	4.3	1	10	1.2
CHANCE, Dareyon	3-0	1	7	7.0	0	7	2.3
CUTLER, Matt	12-1	1	1	1.0	1	1	0.1
Total	12	338	3946	11.7	37	64	328.8
Opponents	12	231	2618	11.3	16	75	218.2

Field Goals	fg	pct.	01-19	20-29	30-39	40-49	50-99	lg	blk
POTTER, John	15-21	71.4	0-0	3-3	6-7	6-10	0-1	45	0

Scoring	td	fg	PAT			dxp	saf	pts
			kick	rush	rcv			
POTTER, John	-	15-21	54-54	-	-	-	-	99
WHITE, Jordan	16	-	-	-	-	-	-	96
RAVENELL, Chleb	8	-	-	-	-	-	-	48
SCRIVEN, Antoin	5	-	-	-	-	-	-	30
DRAKE, Tevin	4	-	-	-	-	-	-	24
ARNHEIM, Robert	4	-	-	-	-	-	-	24
CARDER, Alex	4	-	-	-	-	-	-	24
FIELDS, Brian	2	-	-	-	-	-	-	12
WALKER, Dallas	2	-	-	-	-	-	-	12
MUSSMAN, Clark	2	-	-	-	-	-	-	12

Interceptions	no.	yds	avg	td	lg
ATKINS, Rontavious	2	-2	-1.0	0	0
PETTWAY, Demetrius	2	7	3.5	0	7
WIGGINS, Doug	2	32	16.0	1	20
SIMON, Johnnie	2	20	10.0	0	19
PROM, Chris	1	3	3.0	0	3
WINCHESTER, Aaron	1	0	0.0	0	0
CURRIE, Justin	1	0	0.0	0	0
CELISSCAR, Donald	1	-30	-30.0	0	0

Punting	no.	yds	avg	lg	tb	fc	i20	50+	blk
ARMER, Ben	41	1700	41.5	66	5	11	21	8	0
ARNHEIM, Robert	1	35	35.0	35	1	0	0	0	0

Punt Returns	no.	yds	avg	td	lg
WHITE, Jordan	17	222	13.1	0	64
ARNHEIM, Robert	3	0	0.0	0	5
ATKINS, Rontavious	1	-2	-2.0	0	0
TOLER, Lewis	1	-1	-1.0	0	0
Total	22	219	10.0	0	64
Opponents	10	59	5.9	0	33

Kick Returns	no.	yds	avg	td	lg
WALLACE, Dervon	37	923	24.9	0	54
WINCHESTER, Aaron	8	144	18.0	0	30
FIELDS, Brian	5	89	17.8	0	29
PONDER, Ansel	3	66	22.0	0	27
CURRIE, Justin	2	54	27.0	0	45
ARNHEIM, Robert	1	8	8.0	0	8
DRAKE, Tevin	1	19	19.0	0	19
HENRY, Jon	1	14	14.0	0	14
Total	58	1317	22.7	0	54
Opponents	45	778	17.3	0	28

All Purpose	g	rush	rcv	pr	kr	ir	total	avg/g
WHITE, Jordan	12	27	1646	222	0	0	1895	157.9
WALLACE, Derv	12	95	0	0	923	0	1018	84.8
RAVENELL, Chl	12	1	769	0	0	0	770	64.2
ARNHEIM, Robe	12	5	662	0	8	0	675	56.2
DRAKE, Tevin	11	570	17	0	19	0	606	55.1
Total	12	1529	3946	219	1317	30	7041	586.8
Opponents	12	2591	2618	59	778	251	6297	524.8

Total Offense	g	plays	rush	pass	total	avg/g
CARDER, Alex	11	559	253	3434	3687	335.2



2011 TEAM STATISTICS



Team Statistics	WMU	OPP
SCORING	427	336
Points Per Game	35.6	28.0
FIRST DOWNS	290	268
Rushing	81	125
Passing	184	122
Penalty	25	21
RUSHING YARDAGE	1529	2591
Yards gained rushing	1850	2912
Yards lost rushing	321	321
Rushing Attempts	368	473
Average Per Rush	4.2	5.5
Average Per Game	127.4	215.9
TDs Rushing	16	22
PASSING YARDAGE	3946	2618
Comp-Att-Int	338-496-12	231-376-12
Average Per Pass	8.0	7.0
Average Per Catch	11.7	11.3
Average Per Game	328.8	218.2
TDs Passing	37	16
TOTAL OFFENSE	5475	5209
Total Plays	864	849
Average Per Play	6.3	6.1
Average Per Game	456.2	434.1
KICK RETURNS: #-Yards	58-1317	45-778
PUNT RETURNS: #-Yards	22-219	10-59
INT RETURNS: #-Yards	12-30	12-251
KICK RETURN AVERAGE	22.7	17.3
PUNT RETURN AVERAGE	10.0	5.9
INT RETURN AVERAGE	2.5	20.9
FUMBLES-LOST	23-15	25-15
PENALTIES-Yards	89-702	75-655
Average Per Game	58.5	54.6
PUNTS-Yards	42-1735	54-2216
Average Per Punt	41.3	41.0
Net punt average	37.0	35.5
TIME OF POSSESSION/Game	27:50	30:48
3RD-DOWN Conversions	67/157	65/162
3rd-Down Pct	43%	40%
4TH-DOWN Conversions	17/22	5/20
4th-Down Pct	77%	25%
SACKS BY-Yards	26-157	22-161
MISC YARDS	0	-15
TOUCHDOWNS SCORED	54	44
FIELD GOALS-ATTEMPTS	15-21	9-14
ON-SIDE KICKS	0-2	0-0
RED-ZONE SCORES	(50-55) 91%	(31-44) 70%
RED-ZONE TOUCHDOWNS	(40-55) 73%	(24-44) 55%
PAT-ATTEMPTS	(54-54) 100%	(43-44) 98%
ATTENDANCE	99926	249723
Games/Avg Per Game	5/19985	7/35675
Neutral Site Games		0/0

Score by Quarters	1st	2nd	3rd	4th	OT	Total
Western Michigan	89	164	87	87	0	427
Opponents	44	109	100	83	0	336





2011 INDIVIDUAL STATISTICS



Rushing	gp-gs	att	gain	loss	net	avg	td	lg	avg/g
DRAKE, Tevin	11-5	102	602	32	570	5.6	4	51	51.8
FIELDS, Brian	11-3	64	291	15	276	4.3	2	53	25.1
CARDER, Alex	11-11	114	498	245	253	2.2	4	24	23.0
WALLACE, Dervon	12-1	6	100	5	95	15.8	0	56	7.9
VAN TUBBERGEN, Tyl	5-1	11	87	0	87	7.9	1	27	17.4
JOHNSON, Michael	6-0	14	85	5	80	5.7	0	13	13.3
SCRIVEN, Antoin	12-2	24	50	3	47	2.0	4	10	3.9
PONDER, Ansel	11-4	5	32	0	32	6.4	0	11	2.9
CHANCE, Dareyon	3-0	9	33	2	31	3.4	0	9	10.3
WHITE, Jordan	12-12	1	27	0	27	27.0	0	27	2.2
PERISH, Mike	3-0	6	22	6	16	2.7	1	11	5.3
SCHAFFER, Josh	9-2	1	13	0	13	13.0	0	13	1.4
ARNHEIM, Robert	12-10	2	5	0	5	2.5	0	4	0.4
CANNON, Curtis	8-0	2	3	0	3	1.5	0	2	0.4
WINCHESTER, Aaron	12-11	1	1	0	1	1.0	0	1	0.1
RAVENELL, Chleb	12-7	1	1	0	1	1.0	0	1	0.1
TEAM	6-0	5	0	8	-8	-1.6	0	0	-1.3
Total	12	368	1850	321	1529	4.2	16	56	127.4
Opponents	12	473	2912	321	2591	5.5	22	66	215.9

Passing	gp-gs	effic	comp-att-int	pct	yds	td	lg	avg/g
CARDER, Alex	11-11	148.28	299-445-10	67.2	3434	28	64	312.2
VAN TUBBERGEN, Tyl	5-1	220.60	31-36-2	86.1	349	7	40	69.8
PERISH, Mike	3-0	75.28	4-10-0	40.0	42	0	21	14.0
ARNHEIM, Robert	12-10	519.10	4-4-0	100.0	121	2	61	10.1
TEAM	6-0	0.00	0-1-0	0.0	0	0	0	0.0
Total	12	154.75	338-496-12	68.1	3946	37	64	328.8
Opponents	12	127.58	231-376-12	61.4	2618	16	75	218.2

Receiving	gp-gs	no.	yds	avg	td	lg	avg/g
WHITE, Jordan	12-12	127	1646	13.0	16	61	137.2
RAVENELL, Chleb	12-7	59	769	13.0	8	59	64.1
ARNHEIM, Robert	12-10	59	662	11.2	4	34	55.2
MONETTE, Eric	12-4	26	256	9.8	1	36	21.3
SCHAFFER, Josh	9-2	17	239	14.1	1	64	26.6
FIELDS, Brian	11-3	11	99	9.0	0	40	9.0
PONDER, Ansel	11-4	7	92	13.1	0	38	8.4
WALKER, Dallas	12-2	7	44	6.3	2	17	3.7
SCRIVEN, Antoin	12-2	7	36	5.1	1	9	3.0
MUSSMAN, Clark	9-4	6	31	5.2	2	9	3.4
DRAKE, Tevin	11-5	4	17	4.2	0	12	1.5
HAMMOND, Blake	10-2	3	34	11.3	0	15	3.4
PROM, Chris	11-0	3	13	4.3	1	10	1.2
CHANCE, Dareyon	3-0	1	7	7.0	0	7	2.3
CUTLER, Matt	12-1	1	1	1.0	1	1	0.1
Total	12	338	3946	11.7	37	64	328.8
Opponents	12	231	2618	11.3	16	75	218.2

Punt Returns	no.	yds	avg	td	lg
WHITE, Jordan	17	222	13.1	0	64
ARNHEIM, Robert	3	0	0.0	0	5
ATKINS, Rontavious	1	-2	-2.0	0	0
TOLER, Lewis	1	-1	-1.0	0	0
Total	22	219	10.0	0	64
Opponents	10	59	5.9	0	33

Interceptions	no.	yds	avg	td	lg
SIMON, Johnnie	2	20	10.0	0	19
ATKINS, Rontavious	2	-2	-1.0	0	0
PETTWAY, Demetrius	2	7	3.5	0	7
WIGGINS, Doug	2	32	16.0	1	20
CURRIE, Justin	1	0	0.0	0	0
CELISCAR, Donald	1	-30	-30.0	0	0
WINCHESTER, Aaron	1	0	0.0	0	0
PROM, Chris	1	3	3.0	0	3
Total	12	30	2.5	1	20
Opponents	12	251	20.9	2	94

Kick Returns	no.	yds	avg	td	lg
WALLACE, Dervon	37	923	24.9	0	54
WINCHESTER, Aaron	8	144	18.0	0	30
FIELDS, Brian	5	89	17.8	0	29
PONDER, Ansel	3	66	22.0	0	27
CURRIE, Justin	2	54	27.0	0	45
HENRY, Jon	1	14	14.0	0	14
DRAKE, Tevin	1	19	19.0	0	19
ARNHEIM, Robert	1	8	8.0	0	8
Total	58	1317	22.7	0	54
Opponents	45	778	17.3	0	28

Fumble Returns	no.	yds	avg	td	lg
HENRY, Jon	1	33	33.0	0	33
DIXSON, Keith	1	0	0.0	0	0
ZAJAC, Mitch	0	9	0.0	0	9
Total	2	42	21.0	0	33
Opponents	3	125	41.7	4	72





2011 INDIVIDUAL STATISTICS



Scoring	td	fg	PAT				dpx	saf	pts
			kick	rush	rcv	pass			
POTTER, John	-	15-21	54-54	-	-	-	-	99	
WHITE, Jordan	16	-	-	-	-	-	-	96	
RAVENELL, Chleb	8	-	-	-	-	-	-	48	
SCRIVEN, Antoin	5	-	-	-	-	-	-	30	
ARNHEIM, Robert	4	-	-	-	-	-	-	24	
CARDER, Alex	4	-	-	-	-	-	-	24	
DRAKE, Tevin	4	-	-	-	-	-	-	24	
WALKER, Dallas	2	-	-	-	-	-	-	12	
MUSSMAN, Clark	2	-	-	-	-	-	-	12	
FIELDS, Brian	2	-	-	-	-	-	-	12	
PROM, Chris	1	-	-	-	-	-	-	6	
CUTLER, Matt	1	-	-	-	-	-	-	6	
WIGGINS, Doug	1	-	-	-	-	-	-	6	
MONETTE, Eric	1	-	-	-	-	-	-	6	
PERISH, Mike	1	-	-	-	-	-	-	6	
VAN TUBBERGEN, Tyl	1	-	-	-	-	-	-	6	
SCHAFFER, Josh	1	-	-	-	-	-	-	6	
TEAM	-	-	-	-	-	-	2	4	
Total	54	15-21	54-54	-	-	-	2	427	
Opponents	44	9-14	43-44	-	-	-	1	336	

Total Offense	g	plays	rush	pass	total	avg/g
CARDER, Alex	11	559	253	3434	3687	335.2
DRAKE, Tevin	11	102	570	0	570	51.8
VAN TUBBERGEN, Tyl	5	47	87	349	436	87.2
FIELDS, Brian	11	64	276	0	276	25.1
ARNHEIM, Robert	12	6	5	121	126	10.5
WALLACE, Devron	12	6	95	0	95	7.9
JOHNSON, Michael	6	14	80	0	80	13.3
PERISH, Mike	3	16	16	42	58	19.3
SCRIVEN, Antoin	12	24	47	0	47	3.9
PONDER, Ansel	11	5	32	0	32	2.9
CHANCE, Dareyon	3	9	31	0	31	10.3
WHITE, Jordan	12	1	27	0	27	2.2
SCHAFFER, Josh	9	1	13	0	13	1.4
CANNON, Curtis	8	2	3	0	3	0.4
WINCHESTER, Aaron	12	1	1	0	1	0.1
RAVENELL, Chleb	12	1	1	0	1	0.1
TEAM	6	6	-8	0	-8	-1.3
Total	12	864	1529	3946	5475	456.2
Opponents	12	849	2591	2618	5209	434.1

Field Goals	fg	pct.	01-19	20-29	30-39	40-49	50-99	lg	blk
POTTER, John	15-21	71.4	0-0	3-3	6-7	6-10	0-1	45	0

Punting	no.	yds	avg	lg	tb	fc	i20	50+	blk
ARMER, Ben	41	1700	41.5	66	5	11	21	8	0
ARNHEIM, Robert	1	35	35.0	35	1	0	0	0	0
Total	42	1735	41.3	66	6	11	21	8	0
Opponents	54	2216	41.0	62	4	7	14	12	0

FG Sequence	Western Michigan	Opponents
Michigan	38,(36)	-
Nicholls	(40)	-
Central Michigan	(33),(43),(43)	36
Illinois	44,(26),49,(24)	(39),(35),(21)
CONNECTICUT	(39)	(43),47
Bowling Green	(41)	-
Northern Illinois	(45),(30),46	(30),(36),(25),38
Eastern Michigan	50,(37)	45
Ball State	(40)	-
TOLEDO	44	(39)
MIAMI	(35)	22
Akron	(26)	(28)

Kickoffs	no.	yds	avg	tb	ob	retn	net	ydln
POTTER, John	79	5265	66.6	34	0			
Total	79	5265	66.6	34	0	17.3	48.2	21
Opponents	66	3883	58.8	3	3	22.7	38.0	32

Numbers in (parentheses) indicate field goal was made.





2011 DEFENSIVE STATISTICS



##	Defensive Leaders	gp-gs	Tackles				tfl/yds	Sacks no-yds	Pass defense			Fumbles		blkd	
			ua	a	tot				int-yds	brup	qbh	rcv-yds	ff	kick	saf
3	SIMON, Johnnie	12-11	55	48	103	8.5-30	2.5-15	2-20	7	2					
47	ZAJAC, Mitch	12-10	24	60	84	2.5-5				1		0-9	1		
92	NOWAK, Drew	12-12	35	48	83	20.0-77	8.5-45			4		2-0	1	2	
23	WINCHESTER, Aaron	12-11	45	27	72	5.0-19	1.5-8	1-0	8				1		
1	WIGGINS, Doug	11-10	27	33	60	0.5-1	0.5-1	2-32	6				1		
2	PETTWAY, Demetrius	10-10	23	33	56	1.0-4		2-7	2			1-0	2		
24	TOLER, Lewis	12-12	41	14	55	4.5-12			4				1		
97	BISHOP, Freddie	12-10	17	33	50	12.0-54	5.5-41			5					
42	BRANT, Devon	8-7	12	31	43	0.5-1				1		1-0			
34	CELISCAR, Donald	10-3	28	10	38			1--30	4			3-0	2		
18	ATKINS, Rontavious	11-4	21	13	34			2--2				1-0	1		
56	LYNCH, T.J.	12-10	9	20	29	2.0-7	1.0-5								
51	BOZEMAN, Desmond	12-2	12	13	25	0.5-2									
36	LEGRIER, Deauntay	10-2	9	15	24	5.0-25	2.0-16			1			2		
33	CURRIE, Justin	9-0	14	10	24			1-0	1						
55	BOLES, Travonte	12-11	5	17	22	4.5-13	0.5-3		1				1		
99	HAZEL, Paul	12-2	9	9	18	2.5-13	1.5-12		4	7			2		
27	ISHMAEL, Trevor	10-1	7	10	17	1.5-6	1.5-6			1		3-0			
38	PROM, Chris	11-0	6	6	12	1.5-9		1-3	1			1-0	1		
28	DIXSON, Keith	12-0	3	6	9	0.5-1						1-0			
30	WALLACE, Dervon	12-1	4	4	8										
17	POTTER, John	12-0	4	3	7										
90	ANDERSON, Demetrius	9-1	1	6	7										
20	FIELDS, Brian	11-3	4	1	5	1.0-1									
14	CARDER, Alex	11-11	3	1	4										
31	HINDS, Scott	11-0	1	3	4	1.0-1			2						
96	PEIFFER, Weston	7-1	2	1	3	1.5-6	1.0-5								
16	SMITH, Garrett	6-0	1	2	3				1						
5A	CANNON, Curtis	8-0	2	1	3										
26	HENRY, Jon	9-0	1	2	3							1-33			
21	SCRIVEN, Antoin	12-2	2	1	3										
91	SUEING, Cory	8-0		3	3	0.5-1				1		1-0			
8	PONDER, Ansel	11-4	1	1	2										
45	SMITH, Calvin	6-0	2		2										
93	DREHER, Paul	6-0		2	2	0.5-0									
58	SHARP, Andrew	10-0		1	1										
66	NAKAMA, Kirk	12-0		1	1										
65	UITALIA, Kasimili	12-12		1	1										
68	DIAZ, Manny	10-1		1	1										
39	ROSS, Waymon	2-0		1	1										
95	GANNON, Brendon	1-0		1	1										
67	DAVISSON, Terry	12-12		1	1										
11	WALKER, Dallas	12-2		1	1										
83	WHITE, Jordan	12-12		1	1										
TM	TEAM	6-0													2
Total		12	430	496	926	77-288	26-157	12-30	41	23		15-42	16	2	2
Opponents		12	445	530	975	65-263	22-161	12-251	50	27		15-125	13		1





2011 WMU FOOTBALL GAME NOTES • AKRON • NOV. 25



NO	NAME	POS	HT	WT	ELG/CL	HOMETOWN	LAST SCHOOL		
90	Demetrius Anderson	DT	6-3	300	Fr./Fr.	Fort Pierce, Fla.	(Westwood)	2	Demetrius Pettway • S
37	Ben Armer ••	P	5-11	224	Sr./5th	Janesville, Wis.	(Parker)	2	Tyler Van Tubbergen ^ QB
12	Robert Arnheim •••	WR	5-11	207	Sr./5th	Orlando, Fla.	(Edgewater)	3	Johnnie Simon • SS/ROV
18	Rontavious Atkins	SS	5-11	175	Fr./Fr.	Pahokee, Fla.	(Pahokee)	4	Jesse York WR
70	Willie Beavers	OL	6-6	296	Fr./Fr.	Lathrup Village, Mich.	(Southfield Lathrup)	5	Timmy Keith WR
97	Freddie Bishop •	DE	6-4	253	Jr./Sr.	Inkster, Mich.	(Carleton Airport)	6	Kendrick Roberts WR
55	Travonte Boles •	DT	6-0	303	So./So.	Vero Beach, Fla.	(Vero Beach)	8	Ansel Ponder •• WR
89	Eric Boyden	TE	6-3	236	Fr./Fr.	Hamilton Square, N.J.	(Notre Dame)	9	Coley McKeough #^ WR
51	Desmond Bozeman •	LB	6-0	227	So./So.	Fort Lauderdale, Fla.	(Dillard)	9	Tronic Williams • CB
42	Devon Brant	LB	5-11	224	Fr./Fr.	Ocala, Fla.	(North Marion)	10	Zack Wynn QB
37	Andrew Buskirk #^	SS	6-1	187	Fr./Fr.	Paw Paw, Mich.	(Paw Paw)	11	Dallas Walker • TE
19	Courtney Bynes	WR	5-10	165	Fr./Fr.	Lauderdale Lakes, Fla.	(Boyd Anderson)	12	Robert Arnheim ••• WR
60	Deon Cammock	OL	6-6	342	So./So.	Brooklyn, N.Y.	(ASA College)	13	Chleb Ravenell • WR
35	Curtis Cannon #^	RB	5-8	192	So./Jr.	Bellwood, Ill.	(Nazareth Academy)	14	Alex Carder • QB
14	Alex Carder •	QB	6-2	224	Jr./Sr.	Shawnee, Kan.	(Shawnee Mission NW)	15	Mike Perish QB
34	Donald Celiscar	SS	5-11	175	Fr./Fr.	Winter Haven, Fla.	(Winter Haven)	16	Garrett Smith CB
22	Dareyon Chance	RB	5-5	160	So./So.	Lauderhill, Fla.	(Cardinal Gibbons)	17	Tyler Hrycak ^ QB
38	Chris Colombe #^	K	5-11	175	Fr./Fr.	Waukesha, Wis.	(Catholic Memorial)	17	John Potter ••• K
50	Dylan Crowley #	LB	6-2	222	So./Jr.	Arlington Heights, Ill.	(Prospect)	18	Rontavious Atkins SS
33	Justin Currie	SS	6-2	192	Fr./Fr.	Big Rapids, Mich.	(Big Rapids)	18	Zach Rickli #^ QB
87	Matt Cutler •#	TE	6-3	251	So./Jr.	Kalamazoo, Mich.	(Portage Central)	19	Courtney Bynes WR
35	Nicholas Dance	LB	6-0	210	Fr./Fr.	Nashville, Tenn.	(Pearl-Cohn)	19	David Stout #^ WR
67	Terry Davisson •	OL	6-6	296	So./Jr.	Rensselaer, Ind.	(Rensselaer Central)	20	Brian Fields • RB
48	Manny Diaz	DE	6-3	229	R-Fr./So.	Hialeah, Fla.	(Hialeah Miami Lakes)	21	Antoin Scriven • RB
28	Keith Dixon ••	SS/ROV	6-1	193	Sr./5th	Flint, Mich.	(Harmony Prep) (Carman -Ainsworth)	22	Dareyon Chance RB
29	Tevin Drake •	RB	5-11	212	So./So.	Brooksville, Fla.	(Nature Coast Technical)	23	Aaron Winchester ••• RB
93	Paul Dreher	DT	6-5	288	Jr./Sr.	Buchanan, Mich.	(Niles)	24	Lewis Toler • CB
20	Brian Fields •	RB	5-9	203	So./Jr.	New Castle, Del.	(William Penn)	25	Michael Johnson WR/RB
62	Kevin Galeher	OT	6-3	312	Jr./Sr.	Chicago, Ill.	(St. Rita)	26	Jon Henry S
52	Nick Galvin	LB	6-0	222	R-Fr./So.	Cincinnati, Ohio	(Moeller)	27	Trevor Ishmael SS
75	Josh Hadel	OL	6-6	300	So./Jr.	Gladstone, Mich.	(Gladstone)	28	Keith Dixon •• SS/ROV
57	Andrew Haldeman #	K	5-10	165	Fr./Fr.	Ferndale, Mich.	(East Kentwood)	29	Tevin Drake • RB
85	Blake Hammond ••	TE	6-5	247	Jr./Sr.	Mokena, Ill.	(Lincoln Way East)	30	Dervon Wallace •• CB
99	Paul Hazel ••	DE	6-5	210	Jr./Jr.	Miami, Fla.	(South Miami)	31	Scott Hinds •• SS
26	Jon Henry	S	6-0	173	R-Fr./So.	Kentwood, Mich.	(East Kentwood)	33	Justin Currie SS
31	Scott Hinds ••	SS	6-2	194	Jr./Sr.	Fort Myers, Fla.	(Fort Myers)	34	Donald Celiscar SS
71	Jon Hoffing	OL	6-5	269	R-Fr./So.	Libertyville, Ill.	(Libertyville)	35	Curtis Cannon #^ RB
81	Mike Howey	WR	5-11	175	Fr./Fr.	Monroe, Mich.	(Saint Mary Catholic Central)	35	Nicholas Dance LB
17	Tyler Hrycak ^	QB	6-2	186	Fr./Fr.	Wilmington, Del.	(St. Marks) (Valley Forge)	36	Deauntay Legrier •• DE
27	Trevor Ishmael	SS	5-11	185	Fr./Fr.	Miami, Fla.	(North Miami Beach)	36	Jeremy Renda #^ S
64	John Jackson	OL	6-3	309	Fr./Fr.	Detroit, Mich.	(Cass Tech)	37	Ben Armer •• P
25	Michael Johnson	WR/RB	6-1	208	R-Fr./So.	Detroit, Mich.	(Clintondale)	37	Andrew Buskirk #^ SS
5	Timmy Keith	WR	6-0	181	Fr./Fr.	Manassas, Va.	(Osbour)	38	Chris Colombe #^ K
79	James Kristof	OG	6-4	303	Fr./Fr.	Lake Barrington, Ill.	(Barrington)	38	Chris Prom •• LB
40	Kyle Lark •	LB	6-1	231	So./Jr.	Alma, Mich.	(Alma)	39	Waymon Ross • DE
36	Deauntay Legrier ••	DE	6-1	249	Jr./Sr.	Rochelle, Ga.	(Wilcox County)	40	Kyle Lark • LB
56	T.J. Lynch •	DE	6-4	253	Sr./5th	Blythe, Ga.	(Georgia Military College) (Hephzibah)	41	Cleveland Smith LB
63	Tim Maka	OL	6-7	295	Jr./Jr.	Pomona, Calif.	(Meridian) (Mt. San Antonio)	41	Jamaal Thomas #^ SS
9	Coley McKeough #^	WR	6-0	192	Fr./Fr.	Middleville, Mich.	(Thornapple Kellogg)	42	Devon Brant LB
98	Jarrell McKinney	DE	6-5	220	Fr./Fr.	Detroit, Mich.	(Cody)	43	Ron Pavlik #^ P
76	Khaled Mheisen #	OL	6-4	295	Fr./Fr.	Detroit, Mich.	(Cody)	45	Calvin Smith # RB
69	Nick Monaghan #	LS	6-1	205	Fr./Fr.	Darien, Ill.	(Downers Grove Smith)	46	Clark Mussman • TE
86	Eric Monette #	WR	6-6	201	Jr./Sr.	Portage, Mich.	(Portage Central)	47	Mitch Zajac ••• LB
46	Clark Mussman •	TE	6-3	237	So./Jr.	Ogden Dunes, Ind.	(Portage)	48	Manny Diaz DE
66	Kirk Nakama #	LS	5-8	218	So./Jr.	Santa Clara, Calif.	(St. Francis)		
92	Drew Nowak •••	DT	6-4	292	Sr./Sr.	Green Bay, Wis.	(De Pere)		
68	Dann O'Neill •	OL	6-8	307	Jr./Sr.	Grand Haven, Mich.	(Michigan) (Grand Haven)		
72	Anthony Parker •••	OL	6-5	325	Sr./5th	Miami, Fla.	(North Miami Beach)		

- Walk ons
 ^ - Duplicate Numbers
 • - Letters Earned





2011 WMU FOOTBALL GAME NOTES ■ AKRON ■ NOV. 25



NO	NAME	POS	HT	WT	ELG/CL	HOMETOWN	LAST SCHOOL			
43	Ron Pavlik #^	P	6-0	180	Fr./Fr.	Dowagiac, Mich.	(Mount Carmel)	50	Dylan Crowley #	LB
96	Weston Peiffer •	DE	6-4	243	Sr./Sr.	Chaska, Minn.	(Chaska)	51	Desmond Bozeman •	LB
15	Mike Perish	QB	6-3	204	R-Fr./So.	Frankfort, Ill.	(Marist)	52	Nick Galvin	LB
73	Greg Peterson	OL	6-5	286	So./Jr.	Waukesha, Wis.	(Waukesha West)	55	Travonte Boles •	DT
2	Demetrius Pettway •	S	5-10	188	So./So.	Homestead, Fla.	(Homestead Senior)	56	T.J. Lynch •	DE
8	Ansel Ponder ••	WR	6-1	182	Jr./Jr.	Bluefield, W. Va.	(Hargrave Military Acad.) (Bluefield)	57	Andrew Haldeman #	K
17	John Potter •••	K	6-2	218	Sr./Sr.	Grand Haven, Mich.	(Grand Haven)	58	Andrew Sharp • #	DT
61	Dustin Pringle	OG	6-5	285	Fr./Fr.	Beaver Hills, Pa.	(Blackhawk)	60	Deon Cammock	OL
38	Chris Prom ••	LB	6-3	233	So./Jr.	Saukville, Wis.	(Port Washington)	61	Dustin Pringle	OG
13	Chleb Ravenell •	WR	5-11	188	Sr./5th	Mt. Pleasant, S.C.	(Georgia Military College) (Wando)	62	Kevin Galeher	OT
36	Jeremy Renda #^	S	5-8	180	So./So.	Portage, Mich.	(Portage Central)	63	Tim Maka	OL
18	Zach Rickli #^	WR	6-1	185	So./So.	Kalamazoo, Mich.	(Loy Norrix)	65	Kasimili Uitalia	OL
80	E.J. Riley #	WR	6-0	202	Jr./Sr.	Portage, Mich.	(Portage Central)	66	Kirk Nakama #	LS
6	Kendrick Roberts	WR	6-3	190	Fr./Fr.	Flint, Mich.	(Southwestern Academy)\	67	Terry Davison •	OL
39	Waymon Ross •	DE	6-1	217	Jr./Sr.	Marathon, Fla.	(Marathon)	68	Dann O'Neill •	OL
77	Ben Samson •	OL	6-6	319	Jr./Jr.	Long Grove, Ill.	(Adlai E. Stevenson)	69	Nick Monaghan #	LS
82	Josh Schaffer	WR	6-2	224	So./Jr.	Naperville, Ill.	(Neuqua Valley)	70	Willie Beavers	OL
21	Antoin Scriven •	RB	6-0	207	So./Jr.	Inverness, Fla.	(Citrus)	71	Jon Hoffing	OL
58	Andrew Sharp • #	DT	6-3	262	Sr./5th	Ann Arbor, Mich.	(Ann Arbor Pioneer)	72	Anthony Parker •••	OL
3	Johnnie Simon •	SS/ROV	6-0	180	So./So.	West Palm Beach, Fla.	(Palm Beach Lakes)	73	Greg Peterson	OL
45	Calvin Smith #	RB	6-1	234	R-Fr./So.	Monee, Ill.	(Joliet Catholic)	75	Josh Hadel	OL
41	Cleveland Smith	LB	6-2	230	Fr./Fr.	Miami, Fla.	(North Miami Beach)	76	Khaled Mheisen #	OL
16	Garrett Smith	CB	5-9	170	R-Fr./So.	Pompano, Fla.	(Cardinal Gibbons)	77	Ben Samson •	OL
88	Jack Stevens #	WR	6-2	176	Fr./Fr.	Traverse City, Mich.	(Traverse City Central)	78	Travis Turner	OL
19	David Stout #^	WR	6-6	231	So./Jr.	Escondido, Calif.	(Calvin Christian)	79	James Kristof	OG
91	Cory Sueing •	DE	6-4	251	So./Jr.	Grand Rapids, Mich.	(Ottawa Hills)	80	E.J. Riley #	WR
84	Peter Terrana	TE	6-4	226	R-Fr./So.	St. Petersburg, Fla.	(Northeast)	81	Mike Howey #	WR
41	Jamaal Thomas #^	SS	5-10	180	R-Fr./So.	Grand Rapids, Mich.	(East Kentwood)	82	Josh Schaffer	WR
24	Lewis Toler •	CB	5-10	172	So./Jr.	New Castle, Del.	(William Penn)	83	Jordan White •••	WR
78	Travis Turner	OL	6-5	275	Fr./Fr.	Miami, Fla.	(North Miami Beach)	84	Peter Terrana	TE
65	Kasimili Uitalia	OL	6-2	292	Jr./Jr.	American Samoa	(Los Angeles Valley)	85	Blake Hammond ••	TE
2	Tyler Van Tubbergen ^	QB	6-3	197	So./Jr.	Holland, Mich.	(West Ottawa)	86	Eric Monette #	WR
11	Dallas Walker •	TE	6-6	235	Sr./Sr.	Madison, aMiss.	(Georgia MC) (Madison-Ridgeland)	87	Matt Cutler • #	TE
30	Dervon Wallace ••	CB/WR	5-11	186	Sr./5th	Decatur, Ga.	(Tower)	88	Jack Stevens #	WR
83	Jordan White •••	WR	6-0	215	Sr./6th	Cleveland, Ohio	(North Ridgeville)	89	Eric Boyden	TE
9	Tronic Williams •	CB	6-1	188	So./Jr.	Fort Myers, Fla.	(South Fort Myers)	90	Demetrius Anderson	DT
23	Aaron Winchester •••	RB	5-6	183	Sr./Sr.	North Miami Beach, Fla.	(North Miami Beach)	91	Cory Sueing •	DE
10	Zack Wynn	QB	6-2	212	R-Fr./So.	Hudson, Fla.	(Hudson)	92	Drew Nowak •••	DT
4	Jesse York	WR	6-0	180	Fr./Fr.	Lauderdale Lakes, Fla.	(Boyd Anderson)	93	Paul Dreher	DT
47	Mitch Zajac •••	LB	6-1	229	Sr./Sr.	Holt, Mich.	(Holt)	94	Junior Estelus	DT
								96	Weston Peiffer •	DE
								97	Freddie Bishop •	DE
								98	Jarrell McKinney	DE
								99	Paul Hazel ••	DE

- Walk ons
 ^ - Duplicate Numbers
 • - Letters Earned

- Walk ons
 ^ - Duplicate Numbers
 • - Letters Earned

Head Coach: Bill Cubit - Delaware, 1975 (7th)
 Defensive Coordinator: Dave Cohen (LB) - Long Island - C.W. Post, 1988 (2nd)
 Assistants: Amp Campbell (CB) - Michigan State, 1999 (2nd); Josh Gattis (WR) - Wake Forest, 2006 (3rd);
 Ryan Cubit (QB) - Western Michigan, 2006 (3rd); Lou Esposito (DL/RC) - Memphis, 2001 (2nd);
 Jake Moreland (TE) - Western Michigan, 2000 (7th); Rich Nagy (S) - Trinity, 1987 (2nd);
 A.J. Ricker (OL) - Missouri, 2004 (1st); Mike Sabock (RB/ST) - Baldwin-Wallace, 1977 (4th)
 Director of Football Operations: Tim Knox - Hiram, 1997 (15th)
 Graduate Assistants: Rich Reichert (Defense) - American, 2010 (1st); Steve Casula (Offense) - Delaware, 2009 (2nd)





2011 WMU FOOTBALL DEPTH CHART • PURDUE • DEC. 27



OFFENSE

WR X	13	Chleb Ravenell (14)	5-11 • 188 • Sr./5th • Mt. Pleasant, S.C. (GA Military)
	8	Ansel Ponder (11)	6-1 • 183 • Jr./Jr. • Bluefield, W.Va. (Hargrave)
WR T	83	Jordan White (31)	6-0 • 215 • Sr./6th • Cleveland, Ohio (North Ridgeville)
	82	Josh Schaffer (2)	6-2 • 224 • So./Jr. • Naperville, Ill. (Nequa Valley)
LT	72	Anthony Parker (47)	6-5 • 325 • Sr./5th • Miami, Fla. (North Miami Beach)
	76	Khaled Mheisen (0)	6-4 • 295 • Fr./Fr. • Detroit, Mich. (Cody)
LG	65	Kasimili Uitalia (12)	6-2 • 300 • Jr./Jr. • American Samoa (Los Angeles Valley CC)
	76	Khaled Mheisen (0)	6-4 • 295 • Fr./Fr. • Detroit, Mich. (Cody)
C	62	Kevin Galeher (11)	6-3 • 300 • Jr./Sr. • Chicago, Ill. (St. Rita)
	71	Jon Hoffing (1)	6-5 • 269 • R-Fr./So. • Libertyville, Ill. (Libertyville)
	67	Terry Davisson (15)	6-6 • 296 • So./Jr. • Rensselaer, Ind. (Central)
RG	67	Terry Davisson (15)	6-6 • 296 • So./Jr. • Rensselaer, Ind. (Central)
	75	Josh Hadel (0)	6-6 • 300 • So./Jr. • Gladstone, Mich. (Gladstone)
	60	Deon Cammock (4)	6-6 • 342 • So./So. • Brooklyn, N.Y. (ASA College)
RT	68	Dann O'Neill (22)	6-8 • 307 • Jr./Sr. • Grand Haven, Mich. (Grand Haven)
	63	Tim Maka (0)	6-7 • 295 • Jr./Jr. • Pomona, Calif. (Mt. San Antonio)
TE	46	Clark Mussman (4)	6-4 • 237 • So./Jr. • Ogden Dunes, Ind. (Portage)
	85	Blake Hammond (11)	6-5 • 248 • Jr./Sr. • Mokena, Ill. (Lincoln Way East)
	11	Dallas Walker (3)	6-6 • 235 • Sr./Sr. • Madison, Miss. (Georgia Military)
	48	Manny Diaz (1)	6-3 • 229 • R-Fr./So. • Hialeah, Fla. (Hialeah Miami Lakes)
WR Z	12	Robert Arnheim (31)	5-11 • 207 • Sr./5th • Orlando, Fla. (Edgewater)
	86	Eric Monette (4)	6-4 • 201 • Jr./Sr. • Portage, Mich. (Central)
QB	14	Alex Carder (23)	6-2 • 224 • Jr./Sr. • Shawnee, Kan. (Shawnee Mission NW)
	2	Tyler VanTubbergen (1)	6-3 • 197 • So./Jr. • Holland, Mich. (West Ottawa)
	15	Mike Perish (0)	6-3 • 204 • R-Fr./So. • Frankfort, Ill. (Marist)
RB	20	Brian Fields (8)	5-9 • 203 • So./Jr. • New Castle, Del. (William Penn)
	29	Tevin Drake (8)	5-11 • 212 • So./So. • Brooksville, Fla. (Nature Coast Tech)
	21	Antoin Scriven (4)	6-0 • 207 • So./Jr. • Inverness, Fla. (Citrus)
	22	Dareyon Chance (2)	5-5 • 160 • So./So. • Lauderhill, Fla. (Cardinal Gibbons)

(#) Number of Career Starts

DEFENSE

LDE	97	Freddie Bishop (25)	6-4 • 253 • Jr./Sr. • Inkster, Mich. (Carleton Airport)
	99	Paul Hazel (11)	6-5 • 210 • Jr./Jr. • Miami, Fla. (South Miami)
	96	Weston Peiffer (7)	6-4 • 243 • Sr./Sr. • Chaska, Minn. (Chaska)
DT	55	Travonte Boles (22)	5-11 • 303 • So./So. • Vero Beach, Fla. (Vero Beach)
	90	Demetrius Anderson (1)	6-3 • 300 • Fr./Fr. • Fort Pierce, Fla. (Westwood)
DT	92	Drew Nowak (31)	6-4 • 292 • Sr./Sr. • Green Bay, Wis. (De Pere)
	58	Andrew Sharp (0)	6-3 • 258 • Sr./5th • Ann Arbor, Mich. (Ann Arbor Pioneer)
RDE	56	T.J. Lynch (10)	6-4 • 253 • Sr./5th • Blythe, Ga. (GA Military) (Hephzibah)
	99	Paul Hazel (11)	6-5 • 210 • Jr./Jr. • Miami, Fla. (South Miami)
	91	Cory Sueing (0)	6-4 • 251 • So./Jr. • Grand Rapids, Mich. (Ottawa Hills)
WILL	27	Trevor Ishmael (1)	5-11 • 185 • Fr./Fr. • Miami, Fla. (North Miami Beach)
	42	Devon Brant (7)	5-11 • 224 • Fr./Fr. • Ocala, Fla. (North Marion)
	51	Dezmond Bozeman (2)	6-0 • 227 • So./So. • Fort Lauderdale, Fla. (Dillard)
	28	Keith Dixon (2)	6-1 • 193 • Sr./5th • Flint, Mich. (Carman-Ainsworth)
MIKE	47	Mitch Zajac (33)	6-1 • 229 • Sr./Sr. • Holt, Mich. (Holt)
	36	Deauntay Legrier (18)	6-1 • 249 • Jr./Sr. • Rochelle, Ga. (Wilcox County)
	42	Devon Brant (7)	5-11 • 224 • Fr./Fr. • Ocala, Fla. (North Marion)
	38	Chris Prom (5)	6-3 • 233 • So./Jr. • Saukville, Wis. (Port Washington)
ROV	3	Johnnie Simon (12)	6-0 • 180 • So./So. • West Palm Beach, Fla. (Palm Beach Lakes)
	27	Trevor Ishmael (1)	5-11 • 185 • Fr./Fr. • Miami, Fla. (North Miami Beach)
BCB	24	Lewis Toler (24)	5-10 • 172 • So./Jr. • New Castle, Del. (William Penn)
	34	Donald Celiscar (3)	5-11 • 175 • Fr./Fr. • Winter Haven, Fla. (Winter Haven)
SS	23	Aaron Winchester (22)	5-6 • 183 • Sr./Sr. • Miami, Fla. (North Miami Beach)
	2	Demetrius Pettway (14)	5-10 • 188 • So./So. • Homestead, Fla. (Homestead Senior)
	33	Justin Currie (0)	6-2 • 192 • Fr./Fr. • Big Rapids, Mich. (Big Rapids)
	31	Scott Hinds (0)	6-2 • 194 • Jr./Sr. • Fort Myers, Fla. (Fort Myers)
FS	18	Rontavious Atkins (4)	5-11 • 175 • Fr./Fr. • Pahokee, Fla. (Pahokee)
	26	Jon Henry (0)	6-0 • 173 • R-Fr./So. • Kentwood, Mich. (East Kentwood)
FCB	34	Donald Celiscar (3)	5-11 • 175 • Fr./Fr. • Winter Haven, Fla. (Winter Haven)
	23	Aaron Winchester (22)	5-6 • 183 • Sr./Sr. • Miami, Fla. (North Miami Beach)
	16	Garrett Smith (0)	5-9 • 170 • R-Fr./So. • Pompano, Fla. (Cardinal Gibbons)
	30	Dervon Wallace (1)	5-11 • 186 • Jr./Sr. • Decatur, Ga. (Tower)

(#) Number of Career Starts

SPECIAL TEAMS

K	17	John Potter	6-2 • 218 • Sr./Sr. • Grand Haven, Mich. (Grand Haven)
P	37	Ben Armer	5-11 • 224 • Sr./5th • Janesville, Wis. (Parker)
HOLD	12	Robert Arnheim	5-11 • 207 • Sr./5th • Orlando, Fla. (Edgewater)
	83	Jordan White	6-0 • 215 • Sr./6th • Cleveland, Ohio (North Ridgeville)

SNAP	66	Kirk Nakama	5-8 • 218 • So./Jr. • Santa Clara, Calif. (St. Francis)
KR	30	Dervon Wallace	5-11 • 186 • Jr./Sr. • Decatur, Ga. (Tower)
	23	Aaron Winchester	5-6 • 183 • Sr./Sr. • Miami, Fla. (North Miami Beach)
	20	Brian Fields	5-9 • 203 • So./Jr. • New Castle, Del. (William Penn)
	8	Ansel Ponder	6-1 • 183 • Jr./Jr. • Bluefield, W.Va. (Hargrave)
PR	83	Jordan White	6-0 • 215 • Sr./6th • Cleveland, Ohio (North Ridgeville)
	12	Robert Arnheim	5-11 • 207 • Sr./5th • Orlando, Fla. (Edgewater)
	22	Dareyon Chance	5-5 • 160 • So./So. • Lauderhill, Fla. (Cardinal Gibbons)

* Number of Career Starts not kept for specialists





WMU FOOTBALL PASSING RECORDS



PASSING YARDS

CAREER

11,329..... Tim Hiller, 2005, 2007-09
 11,299..... Tim Lester, 1996-99
 8,717..... Brad Tayles, 1989-92
6,795..... Alex Carder, 2009-present
 6,148..... Jay McDonagh, 1993-95
 4,849..... Jeff Welsh, 1997-01
 4,699..... Ryan Cubit, 2004-06
 4,463..... Chris Conklin, 1982-83, '85-86

SEASON

3,725..... Tim Hiller, 2008
 3,639..... Tim Lester, 1999
3,434..... Alex Carder, 2011
3,334..... Alex Carder, 2010
 3,311..... Tim Lester, 1998
 3,249..... Tim Hiller, 2009
 3,021..... Tim Hiller, 2007
 2,537..... Jeff Welsh, 2000
 2,465..... Tony Kimbrough, 1988
 2,462..... Brad Tayles, 1992
 2,397..... Brad Tayles, 1990
 2,189..... Tim Lester, 1996
 2,160..... Chad Munson, 2002
 2,160..... Tim Lester, 1997

GAME

548..... Alex Carder at Toledo, 2011
479..... Alex Carder at Connecticut, 2011
 471..... Tim Hiller at Central Michigan, 2008
 450..... Chad Munson vs. William & Mary, 2003
 435..... Tim Lester vs. Bowling Green, 1998
 432..... Tim Lester vs. Eastern Michigan, 1998
429..... Alex Carder at Miami, 2011
 410..... Tim Hiller vs. Central Michigan, 2009
 407..... Tim Lester vs. Buffalo, 1999
 405..... Tim Lester vs. Florida, 1999
404..... Alex Carder vs. Ball State, 2011
403..... Alex Carder vs. Toledo, 2010
 391..... Jon Drach vs. Connecticut, 2003
 391..... Tim Lester vs. Wyoming, 1996
 377..... Tim Lester vs. Northern Illinois, 1998
 376..... Tim Lester vs. Ohio, 1998
 375..... Tim Hiller vs. Akron, 2007
 374..... Jeff Welsh vs. Michigan, 2001

PLAY

94..... Jon Drach to Greg Jennings
vs. Central Michigan, 2003 (TD)
 89..... Tim Hiller to Greg Jennings
vs. Bowling Green, 2005 (TD)
 87..... Jamie Pass to Allan Boyko
vs. Kent State, 1990 (TD)
 84..... Brad Tayles to Corey Sylve
vs. Central Michigan, 1990 (TD)
 84..... Brad Tayles to John Morton
vs. Ball State, 1992 (TD)

PASSING ATTEMPTS

CAREER

1,608..... Tim Hiller, 2005, 2007-09
 1,507..... Tim Lester, 1996-99
 1,370..... Brad Tayles, 1989-92

SEASON

522..... Tim Hiller, 2008
 514..... Tim Hiller, 2009
 470..... Tim Lester, 1999
458..... Alex Carder, 2010
 445..... Alex Carder, 2011

421..... Tim Hiller, 2007
 406..... Tim Lester, 1998
 376..... Brad Tayles, 1992

GAME

66..... Tim Hiller vs. Central Michigan, 2009
64..... Alex Carder vs. Toledo, 2010
 63..... Tim Hiller at Buffalo, 2008
 62..... Tim Hiller vs. Ball State, 2009
59..... Alex Carder at Toledo, 2011
 58..... Jeff Welsh vs. Michigan, 2001
57..... Alex Carder at Miami, 2011
 57..... Tony Kimbrough vs. Fresno State, 1988
 55..... Tim Hiller vs. Buffalo, 2009
53..... Alex Carder vs. Northern Illinois, 2010
 53..... Tim Hiller at Central Michigan, 2008
 53..... Brad Tayles vs. Toledo, 1992
 52..... Tim Lester vs. Eastern Michigan, 1998

PASS COMPLETIONS

CAREER

1,013..... Tim Hiller, 2005, 2007-09
 875..... Tim Lester, 1996-99
 663..... Brad Tayles, 1989-92
593..... Alex Carder, 2010-present
 529..... Jay McDonagh, 1993-95
 459..... Ryan Cubit, 2004-06
 382..... Jeff Welsh, 1997-01

SEASON

339..... Tim Hiller, 2008
 309..... Tim Hiller, 2009
299..... Alex Carder, 2011
289..... Alex Carder, 2010
 282..... Tim Lester, 1999
 267..... Tim Hiller, 2007
 236..... Tim Lester, 1998
 207..... Jeff Welsh, 2000

GAME

43..... Alex Carder vs. Toledo, 2010
 42..... Tim Hiller at Buffalo, 2008
 40..... Tim Hiller, 2009
 38..... Tim Hiller at Central Michigan, 2008
38..... Alex Carder at Toledo, 2011
37..... Alex Carder at Connecticut, 2011
36..... Alex Carder at Miami, 2011
 36..... Jeff Welsh vs. Michigan, 2001
 34..... Tim Hiller vs. Hofstra, 2009
 34..... Tim Hiller vs. Buffalo, 2009
 33..... Tim Hiller vs. Ball State, 2009
 33..... Robbie Haas vs. Virginia, 2005
 32..... Tony Kimbrough vs. Miami, 1988
 32..... Tim Lester vs. Eastern Michigan, 1998
31..... Alex Carder vs. Northern Illinois, 2010
 31..... Tim Hiller at Kent State, 2009
30..... Alex Carder at No. 24 Illinois, 2011
 30..... Tim Hiller at Nebraska, 2008
 30..... Tim Lester vs. Bowling Green, 1996
29..... Alex Carder vs. Ball State, 2011
 29..... Ryan Cubit vs. Northern Illinois, 2006
 29..... Ryan Cubit vs. Eastern Michigan, 2004
 29..... Tim Lester vs. Akron, 1999

COMPLETION PCT.

CAREER

.629..... Tim Hiller, 2005, 2007-09
 .602..... Ryan Cubit, 2004-06
 .602..... Jeff Welsh, 1997-01
 .593..... Jay McDonagh, 1993-95
 .590..... Jeff Welsh, 1997-01
 .582..... Ed Chlebek, 1959-61

SEASON

.670..... Jon Drach, 2003
 .653..... Tim Hiller, 2005
 .649..... Tim Hiller, 2008
 .642..... Robbie Haas, 2005
 .634..... Tim Hiller, 2007
.631..... Alex Carder, 2010
 .629..... Jeff Welsh, 2001
 .615..... Jay McDonagh, 1993
 .614..... Ryan Cubit, 2006
 .602..... Ryan Cubit, 2005
 .601..... Tim Hiller, 2009
 .600..... Tim Lester, 1999

TOUCHDOWN PASSES

CAREER

99..... Tim Hiller, 2005, 2007-09
 87..... Tim Lester, 1996-99
58..... Alex Carder, 2009-present
 49..... Brad Tayles, 1989-92
 45..... Jay McDonagh, 1993-95
 35..... Norm Harris, 1948-50
 34..... Jeff Welsh, 1997-01

SEASON

36..... Tim Hiller, 2008
 34..... Tim Lester, 1999
30..... Alex Carder, 2010
28..... Alex Carder, 2011
 23..... Tim Hiller, 2009
 22..... Tim Lester, 1998
 20..... Tim Hiller, 2007
 20..... Tim Hiller, 2005
 19..... Tony Kimbrough, 1988
 18..... Chad Munson, 2003
 18..... Norm Harris, 1949

GAME

7..... Alex Carder at Toledo, 2011
 6..... Tyler Van Tubbergen vs. Akron, 2011
 6..... Chad Munson vs. William & Mary, 2003
 5..... Alex Carder at Connecticut, 2011
 5..... Alex Carder at Akron, 2010
 5..... Alex Carder vs. Nicholls State, 2010
 5..... Tim Hiller vs. Ball State, 2005
 5..... Jon Drach vs. Central Michigan, 2003
 5..... Jeff Welsh vs. Illinois State, 2001
 5..... Tim Lester vs. Youngstown State, 1999
 5..... Norm Harris vs. Central Michigan, 1949

INTERCEPTIONS

CAREER

67 Brad Tayles, 1989-92

SEASON

25 Brad Tayles, 1989

GAME

6 Brad Tayles vs. Central Michigan, 1989

Active Players listed in bold





WMU FOOTBALL 300-YARD PASSING GAMES



Name	vs. Opponent	Date	Yards	Name	vs. Opponent	Date	Yards
Tim Hiller	vs. Ball State	11/24/09	354	Tony Kimbrough	vs. Fresno State ^	12/10/88	366
Tim Hiller	vs. Buffalo	10/24/09	350	Tony Kimbrough	at Eastern Michigan	10/22/88	320
Tim Hiller	vs. Central Michigan	10/17/09	410	Tony Kimbrough	at Miami	10/3/88	372
Tim Hiller	vs. Hofstra	9/26/09	338	Tony Kimbrough	vs. Bowling Green	10/1/88	370
Tim Hiller	vs. Illinois	11/8/08	301	Tony Kimbrough	at Ohio	11/20/87	307
Tim Hiller	vs. Eastern Michigan	11/1/08	339	Tony Kimbrough	vs. Eastern Michigan	10/24/87	336
Tim Hiller	at Central Michigan	10/18/08	471	Total (Season)	4 (1988)		
Tim Hiller	at Buffalo	10/11/08	345	Total (Career)	6		
Tim Hiller	vs. Ohio	10/4/08	347	^ 1988 California Bowl			
Tim Hiller	vs. Tennessee Tech	9/20/08	333	Jeff Welsh	vs. Bowling Green	10/13/01	333
Tim Hiller	at Nebraska	8/30/08	342	Jeff Welsh	vs. Akron	10/6/01	353
Tim Hiller	at Iowa	11/17/07	367	Jeff Welsh	at Michigan	9/22/01	374
Tim Hiller	vs. Central Michigan	11/6/07	311	Jeff Welsh	vs. Illinois State	8/30/01	330
Tim Hiller	vs. Akron	10/6/07	375	Jeff Welsh	vs. Ohio	9/30/00	332
Tim Hiller	vs. Indiana	9/7/07	343	Total (Season)	4 (2001)		
Tim Hiller	vs. Ball State	10/5/05	308	Total (Career)	5		
Total (Season)	7 (2008) *			John Drach	vs. Central Michigan	11/15/03	348
Total (Career)	16 *			John Drach	at Connecticut	11/1/03	391
* WMU Record				Total (Season)	2 (2003)		
Tim Lester	at Toledo	11/20/99	342	Total (Career)	2		
Tim Lester	at Akron	10/30/99	373	Jay McDonagh	at Ball State	10/15/94	316
Tim Lester	vs. Buffalo	10/16/99	407	Jay McDonagh	at Miami	9/3/94	328
Tim Lester	at Eastern Michigan	10/9/99	303	Total (Season)	2 (1994)		
Tim Lester	vs. Youngstown State	9/11/99	316	Total (Career)	2		
Tim Lester	at Florida	9/4/99	405	Brad Tayles	at TCU	9/12/92	336
Tim Lester	vs. Bowling Green	11/14/98	435	Brad Tayles	vs. Louisiana Tech	9/9/89	316
Tim Lester	vs. Kent State	10/31/98	312	Total (Season)	1 (1992, 1989)		
Tim Lester	vs. Eastern Michigan	10/17/98	432	Total (Career)	2		
Tim Lester	vs. Ohio	9/26/98	376	Blayne Baggett	at Marshall	11/20/04	329
Tim Lester	at Toledo	9/19/98	310	Total (Season)	1 (2004)		
Tim Lester	at Indiana	9/12/98	371	Total (Career)	1		
Tim Lester	vs. Northern Illinois	9/3/98	377	Ryan Cubit	vs. Eastern Michigan	10/16/04	338
Tim Lester	vs. Ball State	10/4/97	303	Total (Season)	1 (2004)		
Tim Lester	at Wyoming	10/12/96	391	Total (Career)	1		
Tim Lester	at Central Michigan	9/21/96	354	Dave Kruse	vs. Northern Illinois	9/19/87	325
Total (Season)	7 (1998) *			Total (Season)	1 (1987)		
Total (Career)	16 *			Total (Career)	1		
* WMU Record				Chris Conklin	vs. Ball State	10/26/85	315
Alex Carder	at Miami	11/16/11	429	Total (Season)	1 (1985)		
Alex Carder	at Toledo *	11/8/11	548	Total (Career)	1		
Alex Carder	vs. Ball State	10/29/11	404	** Records through 1961 **			
Alex Carder	at Connecticut	10/1/11	479				
Alex Carder	at No. 24 Illinois	9/24/11	306				
Alex Carder	vs. Central Michigan	9/17/11	355				
Alex Carder	vs. Eastern Michigan	11/13/10	349				
Alex Carder	vs. Northern Illinois	10/30/10	360				
Alex Carder	at Akron	10/23/10	372				
Alex Carder	vs. Toledo	9/18/10	403				
Total (Season)	6 (2011)						
Total (Career)	10						
* WMU Record							
Chad Munson	vs. Bowling Green	10/11/03	330				
Chad Munson	at Ohio	9/27/03	315				
Chad Munson	vs. William & Mary	9/5/03	450				
Chad Munson	at Michigan State	8/30/03	333				
Chad Munson	at Bowling Green	10/19/02	328				
Chad Munson	vs. Central Florida	10/12/02	306				
Total (Season)	4 (2003)						
Total (Career)	6						





WMU FOOTBALL RECEIVING RECORDS



RECEPTIONS

CAREER

293	Jordan White, 2007-present
260.....	Jamarko Simmons, 2005-08
238.....	Greg Jennings, 2002-05
235.....	Steve Neal, 1997-00
190.....	Juan Nunez, 2007-10
163.....	Kendrick Mosley, 1999-03
157.....	Andre Wallace, 1991-94
150.....	Josh Bush, 1998-01
143.....	Jake Moreland, 1996-99

SEASON

127	Jordan White, 2011
104.....	Jamarko Simmons, 2008
98.....	Greg Jennings, 2005
94	Jordan White, 2010
91.....	Juan Nunez, 2010
84.....	Jamarko Simmons, 2007
77.....	Kendrick Mosley, 2003
74.....	Greg Jennings, 2004
74.....	Steve Neal, 1999
71.....	Tony Knox, 1996
68.....	Andre Wallace, 1994

GAME

16	Jordan White at Toledo, 2011
16.....	Greg Jennings at Virginia, 2005
16.....	Jamie Hence vs. Ohio, 1987
15.....	Tony Knox vs. West Virginia, 1997
14	Jordan White at No. 24 Illinois, 2011
14.....	Juan Nunez at Central Michigan, 2010
14	Jordan White vs. Northern Illinois, 2010
14.....	Jamarko Simmons vs. Indiana, 2007
14.....	Jamarko Simmons at West Virginia, 2007
14.....	Steve Neal vs. Toledo, 1999
13	Jordan White vs. Central Michigan, 2011
13.....	Juan Nunez vs. Toledo, 2010
13	Jordan White vs. Toledo, 2010
13.....	Jamarko Simmons at Central Michigan, 2008
13.....	Jamarko Simmons vs. Cincinnati, 2006
12	Jordan White at Northern Illinois, 2011
12	Jordan White vs. Bowling Green, 2011
12	Jordan White at Connecticut, 2011
12	Jordan White at Michigan, 2011
12.....	Kelly Spielmaker vs. Toledo, 1983
12.....	Kendrick Mosley vs. Connecticut, 2003

RECEIVING YARDS

CAREER

3,922	Jordan White, 2007-present
3,599.....	Steve Neal, 1997-00
3,539.....	Greg Jennings, 2002-05
3,019.....	Jamarko Simmons, 2005-08
2,456.....	Corey Alston, 1997-00
2,337.....	Juan Nunez, 2007-10
2,042.....	Kendrick Mosley, 1999-03
1,957.....	Allan Boyko, 1987-90
1,889.....	Josh Bush, 1998-01
1,802.....	Bob Phillips, 1979-82

SEASON

1,646	Jordan White, 2011
1,378	Jordan White, 2010
1,276.....	Jamarko Simmons, 2008
1,259.....	Greg Jennings, 2005

1,121.....	Steve Neal, 1998
1,113.....	Steve Neal, 1999
1,092.....	Greg Jennings, 2004
1,050.....	Greg Jennings, 2003
1,032.....	Juan Nunez, 2010
1,019.....	Kendrick Mosley, 2003
980.....	Jamarko Simmons, 2007
858.....	Jamie Hence, 1987
848.....	Steve Neal, 2000

GAME

263.....	Corey Alston vs. Eastern Michigan, 1997
244.....	Greg Jennings vs. Ball State, 2005
238	Jordan White at Toledo, 2011
203.....	Bob Phillips vs. Ohio, 1981
192.....	Juan Nunez at Akron, 2010
186.....	Kelly Spielmaker vs. Toledo, 1983
184.....	Steve Neal vs. Eastern Michigan, 1998
181.....	Jamie Hence vs. Ohio, 1987
180	Jordan White vs. Northern Illinois, 2010

TOUCHDOWN RECEPTIONS

CAREER

39.....	Greg Jennings, 2002-05
31	Jordan White, 2007-present
27.....	Steve Neal, 1997-00
25.....	Corey Alston, 1997-00
24.....	Juan Nunez, 2007-10
20.....	Branden Ledbetter, 2005-08
19.....	Allan Boyko, 1987-90
17.....	Jamarko Simmons, 2005-08
16.....	Bob Phillips, 1979-82
15.....	Jamie Hence, 1985-88
14.....	Andre Wallace, 1992-95

SEASON

16	Jordan White, 2011
14.....	Greg Jennings, 2005
14.....	Greg Jennings, 2003
11.....	Greg Jennings, 2004
11.....	Steve Neal, 1999
10.....	Juan Nunez, 2010
10	Jordan White, 2010
10.....	Allan Boyko, 1990

GAME

4.....	Greg Jennings vs. Ball State, 2005
3	Jordan White at Toledo, 2011
3.....	Juan Nunez at Akron, 2010
3.....	Greg Jennings vs. Central Michigan, 2003
3.....	Steve Neal vs. Eastern Michigan, 1999
3.....	Steve Neal vs. Missouri, 1999
3.....	George Mesko vs. Central Michigan, 1949
3.....	Al Bellie vs. West Texas State, 1968

Active players listed in bold





WMU FOOTBALL 100-YARD RECEIVING GAMES



Name	Opponent	Date	Yards	Name	Opponent	Date	Yards
Jordan White	vs. Akron	11/25/11	138	Juan Nunez	vs. Eastern Michigan	11/13/10	110
Jordan White	at Miami	11/16/11	106	Juan Nunez	a Central Michigan	11/5/10	133
Jordan White	at Toledo	11/8/11	238	Juan Nunez	at Akron	10/23/10	192
Jordan White	vs. Ball State	10/29/11	172	Juan Nunez	at Notre Dame	10/16/10	103
Jordan White	vs. Bowling Green	10/8/11	156	Juan Nunez	vs. Toledo	9/18/10	100
Jordan White	at Connecticut	10/1/11	173	Juan Nunez	at Michigan	9/5/09	151
Jordan White	at No. 24 Illinois	9/24/11	134	Juan Nunez	at Central Michigan	10/18/08	145
Jordan White	vs. Central Michigan	9/17/11	177	Total (Season)	5 (2010)		
Jordan White	at Michigan	9/3/11	119	Total (Career)	7		
Jordan White	at Bowling Green	11/26/10	110				
Jordan White	vs. Eastern Michigan	11/13/10	134	Corey Alston	at Akron	10/30/99	123
Jordan White	at Central Michigan	11/5/10	119	Corey Alston	vs. Central Michigan	10/2/99	130
Jordan White	vs. Northern Illinois	10/30/10	180	Corey Alston	vs. Youngstown State	9/11/99	102
Jordan White	at Akron	10/23/10	168	Corey Alston	at Florida	9/4/99	105
Jordan White	vs. Toledo	9/18/10	170	Corey Alston	vs. Kent State *	10/31/98	263
Jordan White	vs. Nicolls State	9/11/10	130	Corey Alston	at Eastern Michigan	11/1/97	100
Jordan White	vs. Ball State	11/24/09	121	Corey Alston	at Bowling Green	10/11/97	120
Jordan White	at Eastern Michigan	11/14/09	140	Total (Season)	4 (1999)		
Jordan White	at Toledo	10/10/09	117	Total (Career)	7		
Jordan White	vs. Hofstra	9/26/09	101				
Total (Season)	9 * (2011)			Allan Boyko	vs. Miami	11/17/90	115
Total (Career)	20 *			Allan Boyko	at Bowling Green	11/10/90	120
* WMU Record				Allan Boyko	vs. Ball State	10/20/90	124
				Allan Boyko	vs. Kent State	9/22/90	150
Greg Jennings	vs. Central Michigan	11/12/05	171	Allan Boyko	vs. Bowling Green	11/11/89	102
Greg Jennings	vs. Eastern Michigan #	11/5/05	103	Allan Boyko	vs. Fresno State ^	12/10/88	120
Greg Jennings	at Bowling Green	10/22/05	162	Allan Boyko	at Eastern Michigan	10/22/88	104
Greg Jennings	vs. Ball State	10/8/05	244	Total (Season)	4 (1990)		
Greg Jennings	vs. Southern Illinois	9/17/05	109	Total (Career)	7		
Greg Jennings	at Virginia	9/3/05	156	^ 1988 California Bowl			
Greg Jennings	vs. Miami	11/13/04	155				
Greg Jennings	at Central Michigan	10/30/04	167	Kendrick Mosley	at Toledo	11/22/03	130
Greg Jennings	vs. Northern Illinois	10/23/04	127	Kendrick Mosley	vs. Ball State	11/8/03	117
Greg Jennings	vs. Eastern Michigan	10/16/04	142	Kendrick Mosley	at Connecticut	11/1/03	160
Greg Jennings	vs. Toledo	10/9/04	129	Kendrick Mosley	vs. Bowling Green	10/11/03	141
Greg Jennings	vs. Central Michigan	11/15/03	204	Kendrick Mosley	at Ohio	9/27/03	104
Greg Jennings	at Connecticut	11/1/03	164	Total (Season)	5 (2003)		
Greg Jennings	at Eastern Michigan	10/4/03	117	Total (Career)	5		
Greg Jennings	at Ohio	9/27/03	103				
Greg Jennings	vs. William & Mary	9/5/03	126	John Morton	vs. Ball State	10/3/92	120
Greg Jennings	at Michigan State	8/30/03	107	John Morton	at TCU	9/12/92	141
Total (Season)	6 (2005, 2003)			John Morton	at Bowling Green	9/3/92	112
Total (Career)	17			John Morton	vs. Miami	11/9/91	137
				John Morton	at Northern Illinois	10/12/91	115
Steve Neal	vs. Ohio	9/30/00	113	Total (Season)	3 (1992)		
Steve Neal	vs. Indiana State	9/16/00	110	Total (Career)	5		
Steve Neal	at Iowa	9/9/00	114				
Steve Neal	at Marshall	12/3/99	105	Robert Oliver	vs. Fresno State ^	12/10/88	119
Steve Neal	at Toledo	11/20/99	114	Robert Oliver	at Eastern Michigan	10/22/88	111
Steve Neal	vs. Buffalo	10/16/99	122	Robert Oliver	at Miami	10/3/88	108
Steve Neal	at Eastern Michigan	10/9/99	167	Robert Oliver	vs. Bowling Green	10/1/88	147
Steve Neal	at Florida	9/4/99	166	Robert Oliver	vs. Illinois State	9/17/88	112
Steve Neal	vs. Eastern Michigan	10/17/98	184	Total (Season)	5 (1988)		
Steve Neal	vs. Northeast Louisiana	10/3/98	153	Total (Career)	5		
Steve Neal	vs. Ohio	9/26/98	127	^ 1988 California Bowl			
Steve Neal	at Indiana	9/12/98	151				
Steve Neal	vs. Northern Illinois	9/3/98	127	Jamie Hence	vs. Bowling Green	10/1/88	120
Steve Neal	vs. Northeast Louisiana	11/15/97	124	Jamie Hence	at Ohio	11/20/87	181
Total (Season)	5 (1999, 1998)			Jamie Hence	at Central Michigan	10/31/87	162
Total (Career)	14			Jamie Hence	vs. Eastern Michigan	10/24/87	138
				Jamie Hence	at Illinois State	9/12/87	100
Jamarko Simmons	vs. Illinois	11/8/08	103	Total (Season)	4 (1987)		
Jamarko Simmons	vs. Eastern Michigan	11/1/08	115	Total (Career)	5		
Jamarko Simmons	at Central Michigan	10/18/08	102				
Jamarko Simmons	at Buffalo	10/11/08	118	Chleb Ravenell	at Miami	11/16/11	110
Jamarko Simmons	vs. Tennessee Tech	9/20/08	174	Chleb Ravenell	vs. Ball State	10/29/11	157
Jamarko Simmons	vs. Northern Illinois	9/6/08	128	Chleb Ravenell	at Connecticut	10/1/11	123
Jamarko Simmons	vs. Ball State	10/20/07	110	Chleb Ravenell	at Ball State	11/24/09	106
Jamarko Simmons	vs. Akron	10/6/07	172	Total (Season)	3 (2011)		
Jamarko Simmons	vs. Indiana	9/7/07	158	Total (Career)	4		
Jamarko Simmons	at West Virginia	9/1/07	144				
Jamarko Simmons	vs. Cincinnati ^	1/6/07	172				
Jamarko Simmons	at Florida State	11/18/06	123				
Total (Season)	6 (2008)						
Total (Career)	12						
^ 2007 International Bowl							





WMU FOOTBALL 100-YARD RECEIVING GAMES



Name	Opponent	Date	Yards	Name	Opponent	Date	Yards
Robert Arnheim	vs. Ball State	10/29/11	104	Bruce Boyko	vs. Ohio	11/19/88	100
Robert Arnheim	at Connecticut	10/1/11	113	Bruce Boyko	vs. Ball State	11/7/87	116
Robert Arnheim	vs. Buffalo	10/24/09	107	Total (Season)	1 (1988, 1987)		
Robert Arnheim	vs. Central Michigan	10/17/09	112	Total (Career)	2		
Total (Season)	2 (2011, 2009)			Paul Sorce	at Ohio	11/9/85	102
Total (Career)	4			Paul Sorce	at Miami	10/19/85	100
Branden Ledbetter	at Nebraska	8/30/08	123	Total (Season)	2 (1985)		
Branden Ledbetter	vs. Central Michigan	11/6/07	124	Total (Career)	2		
Branden Ledbetter	vs. Miami	11/4/06	101	Marty Barski	vs. Marshall	10/28/67	115
Total (Season)	1 (2008, 2007, 2006)			Marty Barski	at Arkansas State	9/23/67	145
Total (Career)	3			Total (Season)	2 (1967)		
Tony Scheffler	vs. Kent State	10/29/05	131	Total (Career)	2		
Tony Scheffler	at Temple	9/24/05	118	Josh Schaffer	at Toledo	11/8/11	114
Tony Scheffler	at Marshall	11/20/04	133	Total (Season)	1 (2011)		
Total (Season)	2 (2005)			Total (Career)	1		
Total (Career)	3			Herb Martin	vs. Temple	11/24/07	100
Jermaine Lewis	vs. Eastern Michigan	11/9/02	101	Total (Season)	1 (2007)		
Jermaine Lewis	at Bowling Green	10/19/02	104	Total (Career)	1		
Jermaine Lewis	vs. Indiana State	8/29/02	120	Antonio Thomas	vs. William & Mary	9/5/03	139
Total (Season)	3 (2002)			Total (Season)	1 (2003)		
Total (Career)	3			Total (Career)	1		
Ulric King	at Toledo	10/10/92	100	Micah Zuhl	at Florida	9/4/99	110
Ulric King	vs. Akron	9/19/92	169	Total (Season)	1 (1994)		
Ulric King	vs. Toledo	11/3/90	114	Total (Career)	1		
Total (Season)	3 (1992)			Jake Moreland	vs. Northern Illinois	9/3/98	113
Total (Career)	3			Total (Season)	1 (1998)		
Paul Agema	vs. Ohio	10/27/90	115	Total (Career)	1		
Paul Agema	at Central Michigan	10/13/90	101	Ryan Sylvester	vs. Central Michigan	11/18/95	120
Paul Agema	at Akron	10/6/90	125	Total (Season)	1 (1995)		
Total (Season)	3 (1990)			Total (Career)	1		
Total (Career)	3			William Atwater	at Ball State	10/15/94	103
Kelly Spielmaker	at Eastern Michigan	9/6/86	103	Total (Season)	1 (1994)		
Kelly Spielmaker	vs. Illinois State	9/15/84	105	Total (Career)	1		
Kelly Spielmaker	vs. Toledo	11/5/83	186	Larry Johnson	at Iowa State	9/17/94	128
Total (Season)	1 (1986, 1984, 1983)			Total (Season)	1 (1994)		
Total (Career)	3			Total (Career)	1		
Schneider Julien	at Central Michigan	10/18/08	128	Jim Vackaro	at Miami	9/3/94	151
Schneider Julien	at Buffalo	10/11/08	111	Total (Season)	1 (1994)		
Total (Season)	2 (2008)			Total (Career)	1		
Total (Career)	2			Cliff Reed	at Ball State	10/20/84	102
Josh Bush	vs. Akron	10/6/01	125	Total (Season)	1 (1984)		
Josh Bush	vs. Illinois State	8/30/01	122	Total (Career)	1		
Total (Season)	2 (2001)			Bob Phillips	at Ohio	11/14/81	203
Total (Career)	2			Total (Season)	1 (1981)		
Tony Knox	at Wyoming	10/12/96	174	Total (Career)	1		
Tony Knox	at West Virginia	9/7/96	163	Bill Devine	vs. Kent State	10/16/66	110
Total (Season)	2 (1996)			Total (Season)	1 (1966)		
Total (Career)	2			Total (Career)	1		
Sean Riley	at Central Michigan	9/21/96	113	Gary Crain	vs. Central Michigan	9/24/66	107
Sean Riley	vs. Eastern Michigan	9/14/96	120	Total (Season)	1 (1966)		
Total (Season)	2 (1996)			Total (Career)	1		
Total (Career)	2			Dennis Holland	vs. Utah State	11/11/61	119
Mike Hutchings	at Ball State	11/7/98	120	Total (Season)	1 (1961)		
Mike Hutchings	vs. Eastern Michigan	10/17/98	161	Total (Career)	1		
Total (Season)	2 (1998)			** Records through 1961 **			
Total (Career)	2						
Andre Wallace	at Toledo	11/12/94	123				
Andre Wallace	at Ohio	11/6/93	123				
Total (Season)	1 (1994, 1993)						
Total (Career)	2						





WMU FOOTBALL RUSHING RECORDS/100-YARD RUSHING GAMES



RUSHING YARDS

CAREER

4,219	Robert Sanford, 1997-00
4,190	Jerome Persell, 1976-78
3,671	Brandon West, 2006-09
3,341	Shawn Faulkner, 1980-83
2,945	Jim Vackaro, 1992-95
2,608	Bobby Howard, 1977-80
2,453	Mark Bonds, 2004-07
2,449	Larry Caper, 1979-82
2,384	Phil Reed, 2000-03
2,018	Roger Lawson, 1969-71
2,010	Lewis Howard, 1984-87
2,000	Dan Matthews, 1973-75

SEASON

1,668	Shawn Faulkner, 1983
1,571	Robert Sanford, 2000
1,505	Jerome Persell, 1976
1,346	Jerome Persell, 1978
1,339	Jerome Persell, 1977
1,205	Roger Lawson, 1970
1,164	Brandon West, 2009
1,092	Robert Sanford, 1999
1,082	Mark Bonds, 2006
1,068	Lovell Coleman, 1958
1,054	Robert Davis, 1988
1,053	Phillip Reed, 2002
1,033	Robert Sanford, 1997
1,026	Brandon West, 2008
1,016	Darnell Fields, 1998
1,004	Trovon Riley, 2005

GAME

279	Lovell Coleman vs. Central Michigan, 1958
247	Sam Dunlap vs. Ohio Northern, 1916
241	Jerome Persell vs. Eastern Michigan, 1976

PLAY

95	Clarence Frendt vs. Detroit City, 1930 (TD)
89	Leland Davis vs. Marshall, 1954 (TD)
87	Horace Coleman vs. Toledo, 1941 (TD)
87	Lewis Howard vs. Marshall, 1984

RUSHING ATTEMPTS

CAREER

842	Jerome Persell, 1976-78
838	Robert Sanford, 1997-00
761	Shawn Faulkner, 1980-83
732	Brandon West, 2006-09
625	Jim Vackaro, 1992-95

SEASON

394	Shawn Faulkner, 1983
309	Jerome Persell, 1978
293	Robert Sanford, 2000

GAME

47	Shawn Faulkner vs. Ball State, 1983
46	Jerome Persell vs. Ball State, 1977
45	Tim Majerle vs. Ohio, 1966

Active players listed in bold

Name	Opponent	Date	Yards
Robert Sanford	vs. Eastern Michigan	11/18/00	141
Robert Sanford	at Central Michigan	11/11/00	183
Robert Sanford	vs. Ball State	11/4/00	151
Robert Sanford	vs. Kent State	10/28/00	183
Robert Sanford	vs. Northern Illinois	10/21/00	172
Robert Sanford	at Marshall	10/5/00	203
Robert Sanford	vs. Ohio	9/30/00	124
Robert Sanford	vs. Indiana State	9/16/00	159
Robert Sanford	at Marshall	12/3/99	163
Robert Sanford	at Akron	10/30/99	111
Robert Sanford	vs. Buffalo	10/16/99	107
Robert Sanford	at Eastern Michigan	10/9/99	134
Robert Sanford	vs. Youngstown State	9/11/99	129
Robert Sanford	vs. Northeast Louisiana	10/3/98	205
Robert Sanford	vs. Northeast Louisiana	11/15/97	112

Name	Opponent	Date	Yards
Robert Sanford	vs. Central Michigan	11/8/97	183
Robert Sanford	at Eastern Michigan	11/1/97	163
Robert Sanford	at Bowling Green	10/11/97	104
Robert Sanford	vs. Ball State	10/4/97	111
Robert Sanford	at Northern Illinois	9/13/97	117
Robert Sanford	vs. Temple	8/28/97	142
Total (Season)		8 (2000) *	
Total (Career)		21 *	
* WMU Record			
Jerome Persell	at Marshall	11/4/78	108
Jerome Persell	vs. Eastern Michigan	10/21/78	107
Jerome Persell	at Kent State	10/6/78	104
Jerome Persell	vs. Bowling Green	9/30/78	209
Jerome Persell	at Miami	9/23/78	226
Jerome Persell	at Northern Illinois	9/16/78	205
Jerome Persell	Illinois State	9/9/78	102
Jerome Persell	vs. Ball State	11/12/77	212
Jerome Persell	vs. Miami	11/5/77	123
Jerome Persell	at Ohio	10/29/77	181
Jerome Persell	at Marshall	10/22/77	234
Jerome Persell	at Toledo	10/15/77	182
Jerome Persell	vs. Texas-Arlington	9/17/77	128
Jerome Persell	vs. Central Michigan	9/16/76	162
Jerome Persell	vs. Ball State	11/13/76	197
Jerome Persell	vs. Ohio	10/30/76	127
Jerome Persell	vs. Marshall	10/23/76	200
Jerome Persell	vs. Toledo	10/16/76	131
Jerome Persell	vs. Bowling Green	10/2/76	186
Jerome Persell	at Northern Illinois	9/18/76	114
Jerome Persell	vs. Eastern Michigan	9/11/76	241
Total (Season)		8 (1976) *	
Total (Career)		21 *	
* WMU Record			
Brandon West	vs. Ball State	11/24/09	102
Brandon West	at Eastern Michigan	11/14/09	140
Brandon West	at Toledo	10/10/09	133
Brandon West	vs. Hofstra	9/26/09	153
Brandon West	vs. Eastern Michigan	11/1/08	166
Brandon West	vs. Ohio	10/4/08	107
Brandon West	vs. Tennessee Tech	9/20/08	133
Brandon West	vs. Northern Illinois	9/6/08	175
Brandon West	at Iowa	11/17/07	116
Brandon West	vs. Ball State	10/20/07	171
Brandon West	at Toledo	9/29/07	102
Brandon West	vs. Cincinnati ^	1/6/07	109
Brandon West	at Central Michigan	11/10/06	117
Total (Season)		4 (2009, 2008, 2007)	
Total (Career)		13	
^ 2007 International Bowl			
Shawn Faulkner	at Kent State	11/12/83	159
Shawn Faulkner	vs. Toledo	11/5/83	118
Shawn Faulkner	at Ohio	10/29/83	173
Shawn Faulkner	vs. Ball State	10/22/83	214
Shawn Faulkner	vs. Bowling Green	10/15/83	174
Shawn Faulkner	at Miami	10/1/83	176
Shawn Faulkner	at Illinois State	9/17/83	166
Shawn Faulkner	at Texas-Arlington	9/10/83	170
Shawn Faulkner	vs. Ohio	11/13/82	122
Shawn Faulkner	vs. Northern Illinois	10/30/82	121
Shawn Faulkner	vs. Miami	10/16/82	128
Shawn Faulkner	vs. Kent State	9/25/82	141
Shawn Faulkner	at Ohio	11/14/81	178
Total (Season)		8 (1983) *	
Total (Career)		13	
* WMU Record			
Jim Vackaro	vs. Central Michigan	11/18/95	113
Jim Vackaro	at Eastern Michigan	11/11/95	113
Jim Vackaro	vs. Bowling Green	10/28/95	105
Jim Vackaro	at Southwestern Louisiana	11/19/94	139
Jim Vackaro	vs. Eastern Michigan	10/22/94	109





WMU FOOTBALL 100-YARD RUSHING GAMES



Name	Opponent	Date	Yards	Name	Opponent	Date	Yards
Jim Vackaro	at Iowa State	9/17/94	114	Craig Morrow	vs. Miami	11/3/79	135
Jim Vackaro	vs. Western Illinois	9/8/94	111	Total (Season)	4 (1980)		
Jim Vackaro	at Bowling Green	11/20/93	135	Total (Career)	7		
Jim Vackaro	at Kent State	10/2/93	103	Larry Cates	vs. Marshall	10/20/73	101
Jim Vackaro	at Kent State	10/24/92	170	Larry Cates	vs. Toledo	10/14/72	138
Jim Vackaro	vs. Eastern Michigan	10/17/92	117	Larry Cates	at Kent State	10/7/72	137
Jim Vackaro	at Toledo	10/10/92	107	Larry Cates	vs. Long Beach St.	9/9/72	138
Total (Season)	4 (1994)			Larry Cates	at Ohio	10/30/71	150
Total (Career)	12			Larry Cates	vs. Kent State	10/9/71	150
Larry Caper	vs. Ohio	11/13/82	113	Larry Cates	vs. Northern Illinois	9/25/71	146
Larry Caper	at Toledo	11/6/82	182	Total (Season)	3 (1972, 1971)		
Larry Caper	at Bowling Green	10/3/81	113	Total (Career)	7		
Larry Caper	vs. Marshall	9/19/81	191	Richard Lawson	at Marshall	10/23/71	105
Larry Caper	at Kent State	9/12/81	121	Richard Lawson	vs. Northern Illinois	11/14/70	165
Larry Caper	vs. Toledo	10/18/80	127	Richard Lawson	at Buffalo	11/7/70	168
Larry Caper	at Illinois State	9/13/80	155	Richard Lawson	vs. Ohio	10/31/70	145
Larry Caper	vs. Kent State	10/6/79	175	Richard Lawson	vs. Marshall	10/24/70	132
Larry Caper	vs. Bowling Green	9/29/79	118	Richard Lawson	vs. Kent State	10/10/70	149
Larry Caper	vs. Northern Illinois	9/22/79	224	Richard Lawson	at Central Michigan	9/12/70	198
Total (Season)	3 (1981, 1979)			Total (Season)	6 (1970)		
Total (Career)	10			Total (Career)	7		
Bobby Howard	at Kent State	10/11/80	154	Phil Reed	vs. Ball State	11/8/03	109
Bobby Howard	at Michigan State	9/27/80	107	Phil Reed	at Ohio	9/27/03	115
Bobby Howard	at Illinois State	9/13/80	169	Phil Reed	vs. Northern Illinois	10/26/02	226
Bobby Howard	vs. Eastern Michigan	9/6/80	131	Phil Reed	at Bowling Green	10/19/02	140
Bobby Howard	at Eastern Michigan	11/17/79	141	Phil Reed	at Buffalo	10/4/02	142
Bobby Howard	vs. Ball State	11/10/79	102	Phil Reed	vs. Central Michigan	11/17/01	154
Bobby Howard	vs. Toledo	10/11/78	100	Total (Season)	3 (2002)		
Bobby Howard	at Kent State	10/6/78	166	Total (Career)	6		
Bobby Howard	vs. Illinois State	9/9/78	101	Lewis Howard	at Ohio	11/20/87	116
Bobby Howard	vs. Northern Illinois	9/24/77	174	Lewis Howard	vs. Ball State	11/7/87	140
Total (Season)	4 (1980)			Lewis Howard	vs. Miami	10/16/86	163
Total (Career)	10			Lewis Howard	vs. Eastern Michigan	11/23/85	104
Mark Bonds	vs. Temple	11/24/07	105	Lewis Howard	at Kent State	11/6/85	188
Mark Bonds	Northern Illinois	10/13/07	104	Lewis Howard	vs. Marshall	9/29/84	153
Mark Bonds	at Toledo	9/29/07	143	Total (Season)	2 (1985, 1987)		
Mark Bonds	vs. Miami	11/4/06	142	Total (Career)	6		
Mark Bonds	at Ball State	10/21/06	132	Dan Matthews	vs. Eastern Michigan	11/15/75	233
Mark Bonds	at Virginia	9/16/06	118	Dan Matthews	at Long Beach State	11/16/74	117
Mark Bonds	vs. Toledo	9/9/06	134	Dan Matthews	vs. Central Michigan	11/9/74	108
Mark Bonds	at Virginia	9/3/05	119	Dan Matthews	at Marshall	10/19/74	138
Total (Season)	4 (2006)			Dan Matthews	at Northern Illinois	9/21/74	202
Total (Career)	8			Dan Matthews	vs. Ball State	11/10/73	101
Rob Davis	vs. Ohio	11/19/88	153	Total (Season)	4 (1974)		
Rob Davis	vs. Central Michigan	10/29/88	115	Total (Career)	6		
Rob Davis	at Miami	10/3/88	125	Bruno Heppel	vs. Kent State	11/16/96	152
Rob Davis	vs. Illinois State	9/17/88	106	Bruno Heppel	at Wyoming	10/12/96	171
Rob Davis	at Toledo	9/10/88	158	Bruno Heppel	vs. Central Michigan	11/18/95	128
Rob Davis	at Wisconsin	9/3/88	136	Bruno Heppel	at Kent State	9/30/95	171
Rob Davis	vs. Toledo	10/3/87	110	Bruno Heppel	at Indiana	9/9/95	137
Rob Davis	at Bowling Green	9/26/87	109	Total (Season)	3 (1995)		
Total (Season)	6 (1988)			Total (Career)	5		
Total (Career)	8			Corey Sylve	at Central Michigan	11/16/91	105
Trovon Riley	vs. Central Michigan	11/12/05	128	Corey Sylve	vs. Miami	11/9/91	102
Trovon Riley	vs. Eastern Michigan #	11/5/05	151	Corey Sylve	vs. Kent State	8/31/91	159
Trovon Riley	at Bowling Green	10/22/05	120	Corey Sylve	at Bowling Green	11/10/90	170
Trovon Riley	vs. Ball State	10/08/05	148	Corey Sylve	vs. Ohio	10/27/90	134
Trovon Riley	vs. Southern Illinois	9/17/05	150	Total (Season)	3 (1991)		
Trovon Riley	vs. Northern Illinois	10/23/04	159	Total (Career)	5		
Trovon Riley	at Central Michigan	11/23/02	109	Jim Wenson	vs. Miami	11/8/75	127
Total (Season)	5 (2005)			Jim Wenson	at Marshall	10/25/75	125
Total (Career)	7			Jim Wenson	at Toledo	10/18/75	104
# Played at Ford Field				Jim Wenson	vs. Kent State	10/11/75	132
Craig Morrow	vs. Toledo	11/7/81	100	Jim Wenson	vs. Akron	9/13/75	143
Craig Morrow	at Northern Illinois	10/31/81	106	Total (Season)	5 (1975)		
Craig Morrow	at Miami	11/19/80	144	Total (Career)	5		
Craig Morrow	vs. Ohio	11/1/80	118				
Craig Morrow	at Ball State	10/25/80	238				
Craig Morrow	at Michigan State	9/27/80	100				





WMU FOOTBALL 100-YARD RUSHING GAMES



Name	Opponent	Date	Yards	Name	Opponent	Date	Yards
Otis Cheatham	vs. Toledo	11/2/85	104	Aaron Winchester	vs. Toledo	11/15/08	111
Otis Cheatham	vs. Kent State	11/10/84	147	Total (Season)	1 (2008)		
Otis Cheatham	vs. Central Michigan	9/22/84	100	Total (Career)	1		
Otis Cheatham	vs. Miami	9/8/84	219	Charles Woods	vs. Akron	10/6/01	138
Total (Season)	3 (1984)			Total (Season)	1 (2001)		
Total (Career)	4			Total (Career)	1		
Tevin Drake	vs. Bowling Green	10/8/11	112	Benny Clark	vs. Kent State	10/31/98	168
Tevin Drake	at Bowling Green	11/26/10	127	Total (Season)	1 (1998)		
Tevin Drake	vs. Kent State	11/20/10	102	Total (Career)	1		
Total (Season)	2 (2010)			David Miller	vs. Western Illinois	9/8/94	101
Total (Career)	3			Total (Season)	1 (1994)		
Darnell Fields	at Ball State	11/7/98	213	Total (Career)	1		
Darnell Fields	at Central Michigan	10/24/98	137	Dave Madsen	vs. Miami	9/25/93	101
Darnell Fields	vs. Eastern Michigan	10/17/98	179	Total (Season)	1 (1993)		
Total (Season)	3 (1998)			Total (Career)	1		
Total (Career)	3			Chad Hopkins	vs. Ohio	11/8/86	182
Andre Wallace	at Ohio	9/26/92	170	Total (Season)	1 (1986)		
Andre Wallace	at Northern Illinois	10/12/91	162	Total (Career)	1		
Andre Wallace	at Ball State	10/5/91	113	Joe Glenn	vs. Long Beach State	9/20/86	108
Total (Season)	2 (1991)			Total (Season)	1 (1986)		
Total (Career)	3			Total (Career)	1		
Dan Boggan	at Toledo	11/4/89	147	Jesse Pettaway	at Ball State	10/20/84	167
Dan Boggan	vs. Ohio	10/28/89	158	Total (Season)	1 (1984)		
Dan Boggan	at Ball State	10/21/89	139	Total (Career)	1		
Total (Season)	3 (1989)			Cliff Reed	at Marshall	9/11/82	115
Total (Career)	3			Total (Season)	1 (1982)		
Ken Woodside	at Marshall	10/26/68	107	Total (Career)	1		
Ken Woodside	vs. Toledo	10/19/68	108	Doug Lincoln	at Mashall	10/22/77	107
Ken Woodside	at Kent State	10/12/68	130	Total (Season)	1 (1977)		
Total (Season)	3 (1968)			Total (Career)	1		
Total (Career)	3			Paul Jorgensen	vs. Northern Illinois	9/22/73	128
Brian Fields	vs. Kent State	11/20/10	132	Total (Season)	1 (1973)		
Brian Fields	vs. Eastern Michigan	11/13/10	107	Total (Career)	1		
Total (Season)	2 (2010)			Joe Wade	vs. Ohio	10/28/72	110
Total (Career)	2			Total (Season)	1 (1972)		
Michael Greene	at Akron	10/6/90	153	Total (Career)	1		
Michael Greene	at Miami	11/18/89	102	Rob Miller	vs. Ohio	10/28/72	121
Total (Season)	1 (1990, 1989)			Total (Season)	1 (1972)		
Total (Career)	2			Total (Career)	1		
Keith Rogien	vs. Texas-Arlington	9/17/77	109	Reggie Hinton	vs. Ohio	10/31/70	102
Keith Rogien	vs. Eastern Michigan	9/11/76	144	Total (Season)	1 (1970)		
Total (Season)	1 (1977, 1976)			Total (Career)	1		
Total (Career)	2			George Archer	at Ohio	11/9/63	100
Bob Ezelle	vs. Bowling Green	10/3/70	123	Total (Season)	1 (1963)		
Bob Ezelle	vs. Central Michigan	9/13/69	114	Total (Career)	1		
Total (Season)	1 (1970, 1969)			Al Wing	at Central Michigan	9/28/63	115
Total (Career)	2			Total (Season)	1 (1963)		
Ted Grignon	at Northern Illinois	11/15/69	115	Total (Career)	1		
Ted Grignon	vs. West Texas State	11/8/69	140	** Records through 1961 **			
Total (Season)	2 (1969)						
Total (Career)	2						
Paul Schneider	at Northern Illinois	11/15/69	140				
Paul Schneider	vs. Marshall	10/25/69	102				
Total (Season)	2 (1969)						
Total (Career)	2						
Tim Marjerle	vs. Marshall	10/28/67	131				
Tim Marjerle	vs. Ohio	11/5/66	205				
Total (Season)	2 (1967, 1966)						
Total (Career)	2						





WMU FOOTBALL SPECIAL TEAMS/ALL-PURPOSE/TOTAL OFFENSE RECORDS



PUNTS

CAREER

225 Jim Klapthor, 1983-86
 207 Ben Armer, 2008-present
 207 Stu Jones, 1975-78
 184 Jim Laney, 2005-07
 177 Mike Prindle, 1981-83

SEASON

77 Mike Prindle, 1982
 77 Jim Klapthor, 1985
 72 Ada Anderson, 2003

GAME

12 Mike Prindle vs. Miami, 1982
 11 Adam Anderson vs. Michigan State, 2003
 GAME (LONGEST)
 86 Dale Morris vs. Butler, 1938
 86 Dale Livingston vs. Kent, 1966

PUNT AVERAGE

CAREER

41.0 Jim Laney, 2005-07 (184 for 7,538 yards)
 40.8 Todd Rawsthorne, 1990-91
 40.7 Adam Anderson, 2001-03
 39.9 Dale Livingston, 1965-66
 39.4 Leslie Gratton, 1948-50

SEASON

43.9 Jim Laney, 2007 (62 for 2720 yards)
 43.9 Adam Anderson, 2003 (72-3162)
 43.3 Dale Livingston, 1967 (49-2123)
 42.9 Todd Rawsthorne, 1990 (35-1502)
 41.2 Ben Armer, 2010 (57-2349)
 41.1 Jim Klapthor, 1985 (77-3161)

GAME (minimum of two (2) punts)

52.6 Jim Klapthor vs. Bowling Green, 1986 (5 for 263 yards)
 52.0 Ben Armer vs. Ohio, 2008 (2-104)
 51.0 Ben Armer vs. Northern Illinois, 2010 (3-153)
 50.7 Jim Laney at West Virginia, 2007 (7-355)
 50.5 Ben Armer vs. Eastern Michigan, 2008 (2-101)
 50.5 Todd Rawsthorne vs. Akron, 1991 (4-202)
 49.9 Dale Livingston vs. BYU, 1967 (6-299)
 49.8 Adam Anderson vs. N. Illinois, 2003 (6-299)

PUNT RETURNS

CAREER

83 Dave Kribs, 1937-39
 69 Josh Bush, 1998-01
 68 Greg Williams, 1975-78
 68 Reggie Hinton, 1979-81

SEASON

39 Dave Kribs, 1938
 38 Kendrick Mosley, 2003
 35 Josh Bush, 2000

GAME

9 Kendrick Mosley vs. Central Michigan, 2003
 9 Dave Kribs vs. Akron, 1938
 7 Dave Kribs vs. Detroit, 1938
 7 George Bedner vs. Kent, 1961

PUNT RETURN YARDS

CAREER

869 Kendrick Mosley, 1999-03
 786 Josh Bush, 1998-01
 611 Greg Williams, 1975-78
 558 Reggie Hinton, 1979-81

SEASON

526 Josh Bush, 2000
 440 Kendrick Mosley, 2002
 256 Dave Hallabrin, 1971

GAME

160 Kendrick Mosley vs. C. Michigan, 2003 (9)
 151 Paul Agema vs. Akron, 1990 (6 att.)
 138 Kendrick Mosley vs. Buffalo, 2002 (5)
 Steve Neal vs. Kent, 1997 (5)

PLAY

95 Paul Agema vs. Akron, 1990 (TD)
 89 Wesley Cates vs. Bowling Green, 1974 (TD)
 84 Steve Neal vs. Kent, 1997 (TD)

KICKOFF RETURNS

CAREER

127 Brandon West, 2006-09
 75 Cliff Reed, 1981-84
 71 Elan Banks, 1991-94

SEASON

42 Brandon West, 2009
 37 Dervon Wallace, 2011
 37 Rashad McDade, 1999
 35 Brandon West, 2007
 31 Greg Jennings, 2003
 28 Brandon West, 2008
 27 Cliff Reed, 1984
 25 Allan Boyko, 1988
 25 Tony Knox, 1996
 25 Ronald Rogers, 2001

GAME

8 Dervon Wallace at Toledo, 2011
 7 Brandon West vs. Central Michigan, 2009
 7 Rashad McDade vs. Eastern Michigan, 1999
 7 Lewis Howard vs. Bowling Green, 1985
 6 12 times

KICKOFF RETURN YARDS

CAREER

3,118 Brandon West, 2006-09
 1,737 Cliff Reed, 1981-84
 1,607 Elan Banks, 1991-94
 1,412 Allan Boyko, 1987-90

CAREER (AVERAGE)

27.8 Lovell Coleman, 1957-59

SEASON

960 Brandon West, 2009
 923 Dervon Wallace, 2011
 906 Brandon West, 2007
 898 Rashad McDade, 1999
 690 Tony Knox, 1996
 669 Greg Jennings, 2003
 637 Brandon West, 2008
 618 Allan Boyko, 1988
 615 Brandon West, 2006
 608 Cliff Reed, 1984

GAME

212 Brandon West vs. Indiana, 2007 (5 att.)
 195 Rashad McDade vs. Youngstown St., 1999 (3)
 188 Dervon Wallace at Michigan, 2011 (6)
 177 Dervon Wallace at Toledo, 2011 (8)
 165 Jim Bednar vs. Utah State, 1961 (4)
 161 Brandon West at Indiana, 2009 (6)
 158 Brandon West at Florida State, 2006 (4)
 156 Tony Knox vs. West Virginia, 1996 (5)
 PLAY
 100 Tyrone Walker vs. Eastern Michigan, 2002 (TD)
 100 Lovell Coleman vs. Marshall, 1957 (TD)
 100 Lovell Coleman vs. Bowling Green, 1958 (TD)
 99 Rashad McDade vs. Youngstown St., 1999 (TD)
 99 Mike Wood vs. Ball State, 1972 (TD)

ALL-PURPOSE YARDS

CAREER

7,764 Brandon West, 2006-09
 5,093 Greg Jennings, 2002-05
 4,609 Robert Sanford, 1997-00
 4,446 Jim Vackaro, 1992-95
 4,440 Jordan White, 2007-present
 4,394 Jerome Persell, 1975-78
 3,812 Cliff Reed, 1981-84

SEASON

2,358 Brandon West, 2009
 2,119 Brandon West, 2007
 1,943 Brandon West, 2008
 1,895 Jordan White, 2011
 1,889 Shawn Faulkner, 1983
 1,734 Greg Jennings, 2003
 1,623 Robert Sanford, 2000
 1,576 Tony Knox, 1996

1,561 Jerome Persell, 1976

GAME

346 Brandon West vs. Indiana, 2007
 330 Tony Knox vs. West Virginia, 1996
 296 Benny Clark vs. Kent, 1998
 291 Brandon West at Iowa, 2007
 282 Brandon West vs. Buffalo, 2009
 279 Greg Jennings vs. Connecticut, 2003
 279 Lovell Coleman vs. Central Michigan, 1958
 276 Paul Agema vs. Akron, 1990

TOTAL OFFENSE

CAREER

11,220 Tim Hiller, 2005, 2007-09
 11,081 Tim Lester, 1996-99
 9,071 Brad Tayles, 1989-92
 7,290 Alex Carder, 2009-present
 6,915 Jay McDonagh, 1993-95
 4,805 Jeff Welsh, 1997-01
 4,599 Ryan Cubit, 2004-06
 4,190 Jerome Persell, 1976-78
 4,109 Chris Conklin, 1982-83, 1985-86
 4,078 Chad Munson, 2002-03
 4,055 Tony Kimbrough, 1987-88

SEASON

3,727 Tim Hiller, 2008
 3,687 Alex Carder, 2011
 3,604 Tim Lester, 1999
 3,560 Alex Carder, 2010
 3,262 Tim Lester, 1998
 3,148 Tim Hiller, 2009
 2,952 Tim Hiller, 2007
 2,610 Tony Kimbrough, 1988
 2,605 Brad Tayles, 1990

GAME

564 Alex Carder at Toledo, 2011
 478 Alex Carder at Connecticut, 2011
 465 Tim Hiller at Central Michigan, 2008
 464 Chad Munson vs. William & Mary, 2003
 448 Alex Carder at Miami, 2011
 447 Tim Lester vs. Bowling Green, 1998
 440 Alex Carder vs. Ball State, 2011
 432 Tim Lester vs. Buffalo, 1999
 431 Tony Kimbrough vs. Fresno State, 1988
 426 Tim Lester vs. Eastern Michigan, 1998
 413 Tim Lester vs. Wyoming, 1996

TOTAL OFFENSIVE PLAYS

CAREER

1,773 Tim Hiller, 2005, 2007-09
 1,747 Tim Lester, 1996-99
 1,675 Brad Tayles, 1989-92
 1,211 Jay McDonagh, 1993-95
 1,141 Alex Carder, 2009-present
 843 Jerome Persell, 1976-78

SEASON

567 Alex Carder, 2010
 560 Tim Hiller, 2008
 559 Alex Carder, 2011
 553 Tim Hiller, 2009
 525 Tim Lester, 1999
 476 Tim Lester, 1998
 471 Tim Hiller, 2007
 444 Brad Tayles, 1992
 441 Jay McDonagh, 1995
 431 Brad Tayles, 1990
 GAME
 86 Tim Lester @ MAC Championship, 1999
 84 Chad Munson vs. Central Michigan, 2002
 74 Tony Kimbrough vs. Fresno State, 1988
 72 Chad Munson vs. Bowling Green, 2002
 71 Chad Munson vs. UCF, 2002

Active players list in bold





WMU FOOTBALL SCORING RECORDS



TOUCHDOWNS

CAREER

43.....	Robert Sanford, 1997-00
39.....	Greg Jennings, 2002-05
39.....	Jerome Persell, 1976-78
32.....	Brandon West, 2006-09
32.....	Walt Olsen, 1916-17, 1919
31.....	Jordan White, 2007-present
30.....	Lovell Coleman, 1957-59

SEASON

19.....	Sam Dunlap, 1916
19.....	Jerome Persell, 1976
18.....	Robert Sanford, 2000
17.....	Walt Olsen, 1916

GAME

8.....	Walt Olsen vs. Grand Rapids Veterinary, 1916
7.....	Sam Dunlap vs. Ohio Northern, 1916
4.....	eight times

TOTAL POINTS

CAREER

325.....	John Potter, 2008-present
307.....	Brad Selent, 1997-00
258.....	Robert Sanford, 1997-00
253.....	Walt Olsen, 1916-17, 1919
240.....	Jerome Persell, 1976-78
239.....	Mike Prindle, 1981-84

SEASON

138.....	Walt Olsen, 1916
122.....	Sam Dunlap, 1916
118.....	Jerome Persell, 1976
108.....	Robert Sanford, 2000
99.....	John Potter, 2011
96.....	Jordan White, 2011
94.....	Lovell Coleman, 1950
94.....	Brad Selent, 1998

GAME

52.....	Walt Olsen vs. Grand Rapids Veterinary, 1916
42.....	Sam Dunlap vs. Ohio Northern, 1916
34.....	Walt Olsen vs. Michigan State Frosh, 1916

POINTS AFTER TOUCHDOWNS (P.A.T.)

CAREER

181.....	John Potter, 2008-present
157.....	Brad Selent, 1997-00
105.....	John Creek, 1985-88
99.....	Alton Laupp, 1977-80

SEASON

54.....	John Potter, 2011
50.....	John Potter, 2010
47.....	Brad Selent, 2000
42.....	Nate Meyer, 2005
41.....	John Potter, 2008
41.....	Robert Menchinger, 2003
40.....	Brad Selent, 1998
39.....	John Creek, 1988

GAME

10.....	Walt Olsen vs. Michigan State Frosh, 1916
10.....	Walt Olsen vs. Ohio Northern, 1916
9.....	John Potter vs. Akron, 2011
9.....	John Potter at Toledo, 2011
8.....	John Potter at Akron, 2010
8.....	Robert Menchinger vs. William & Mary, 2003
8.....	Brad Selent vs. Bowling Green, 1998
8.....	Brad Selent vs. Indiana State, 2000
7.....	John Potter vs. Nicholls State, 2010
7.....	John Potter at Toledo, 2009
7.....	John Potter at Idaho, 2008
7.....	Nate Meyer vs. Ball State, 2005

CONSECUTIVE P.A.T.

CAREER

126.....	John Potter, 2009-present
71.....	John Creek, 1985-88
66.....	Robert Menchinger, 2001-03
55.....	Mike Prindle, 1981-84
48.....	Brad Selent, 1997-98
38.....	Alton Laupp, 1979-80

SEASON

54.....	John Potter, 2011
50.....	John Potter, 2010
47.....	Brad Selent, 2000
41.....	Robert Menchinger, 2003
40.....	Brad Selent, 1998

FIELD GOALS

CAREER

54.....	Mike Prindle, 1981-84
50.....	Brad Selent, 1997-00
46.....	John Potter, 2008-present
45.....	Jay Barresi, 1989-92
42.....	John Creek, 1985-88

SEASON

24.....	Mike Prindle, 1984
18.....	Brad Selent, 1998
17.....	Nate Meyer, 2006
17.....	Mike Prindle, 1982
15.....	John Potter, 2011
15.....	John Creek, 1988
15.....	Jay Barresi, 1989

GAME

7.....	Mike Prindle vs. Marshall, 1984 (9 att.)
4.....	Nate Meyer vs. Virginia, 2005 (4 att.)
4.....	Mike Prindle vs. Ohio, 1984 (4 att.)
4.....	Jay Barresi vs. Toledo, 1989 (4 att.)
4.....	Brad Selent vs. Ball State, 1998 (5 att.)

LONGEST

56.....	Mike Prindle vs. Northern Illinois, 1984
56.....	Brad Selent vs. Central Michigan, 1998
53.....	Brad Selent vs. Marshall, 1999
52.....	Mike Canfield vs. Kent, 1972
51.....	Jay Barresi vs. Toledo, 1989

POINTS (KICKERS)

CAREER

325.....	John Potter, 2008-present
307.....	Brad Selent, 1997-00
239.....	Mike Prindle, 1981-84
231.....	John Creek, 1985-88

SEASON

99.....	John Potter, 2011
94.....	Brad Selent, 1998
90.....	Mike Prindle, 1984
86.....	John Potter, 2010
84.....	Nate Meyer, 2006
84.....	John Creek, 1988
79.....	Brad Selent, 1999
78.....	Nate Meyer, 2005
74.....	John Potter, 2008
71.....	Brad Selent, 2000
68.....	Mike Prindle, 1982
67.....	Kevin Knope, 1994

GAME

24.....	Mike Prindle vs. Marshall, 1984
15.....	John Potter at Ball State, 2010
15.....	Mike Prindle vs. Ohio, 1984
14.....	John Potter vs. Central Michigan, 2011
14.....	John Creek vs. Illinois State, 1988
13.....	Nate Meyer vs. Ball State, 2005
13.....	Alton Laupp vs. Eastern Michigan, 1980
13.....	Brad Selent vs. Northern Illinois, 1998

Active players italicized in bold





WMU FOOTBALL DEFENSIVE RECORDS



TACKLES

CAREER

696..... John Offerdahl, 1982-85
 435..... Sean Mulhearn, 1987-90
 406..... Eric Hoffman, 1985-88
 382..... Peter Tuffo, 1990-94
 346..... Greg Igaz, 1969-71
 334..... John Schuster, 1978-81
 313..... Scott Niles, 1996-99
 310..... Louis Delmas, 2005-08
 310..... Dominic Riggio, 1971-73
 309..... Garrett Soldano, 1997-00
 305..... Willie Barrios, 1985-88
 305..... Tom Elias, 1969-71
 302..... Mark Garalczyk, 1984-86
 302..... Mario Evans, 1997-00

SEASON

192..... John Offerdahl, 1983
 186..... Eric Manns, 1978

182..... John Offerdahl, 1984

GAME

27 Willie Berrios vs. Central Michigan, 1987
 25 Greg Igaz vs. Brigham Young, 1970
 24 Van Dickerson vs. Central Michigan, 1977
 24 John Offerdahl vs. Ball State, 1984

TACKLES FOR LOSS

CAREER

75.0..... Jason Babin, 2000-03
 66.0..... Joel Smeenge, 1986-89
 50.5..... Ameer Ismail, 2004-06
 45.0..... Mark Garalczyk, 1984-86
 42.0..... Roy Swoape, 1982-85
 39.0..... Dion Powell, 1992-95
 37.0..... Rick Lucas, 1994-97

SEASON

33.0..... Jason Babin, 2003
 26.0..... Jason Babin, 2002
 25.5..... Ameer Ismail, 2006
 23.0..... Joel Smeenge, 1989
 22.0..... Roy Swoape, 1985
 20.0..... Drew Nowak, 2011
 20.0..... Ameer Ismail, 2005
 20.0..... Joel Smeenge, 1988

GAME

9.0..... Roy Swoape vs. Kent, 1984 (40 yds.)
 6.5..... Ameer Ismail at Ball State, 2006 (41)
 6.0..... Mark Garalczyk vs. Toledo, 1985 (31)

SACKS

CAREER

38.0..... Jason Babin, 2000-03
 34.0..... Joel Smeenge, 1986-89

SEASON

17.0..... Ameer Ismail, 2006
 15.0..... Jason Babin, 2003
 15.0..... Jason Babin, 2002
 14.0..... Joel Smeenge, 1989
 13.0..... Roy Swoape, 1985

GAME

6.0..... Ameer Ismail at Ball State, 2006 (41 yds.)

FORCED FUMBLES

CAREER

18..... Joel Smeenge, 1986-89
 17..... John Offerdahl, 1982-85
 10..... Bryan Lape, 1998, 2000-02

SEASON

6..... Bryan Lape, 2001
 6..... Joel Smeenge, 1988
 6..... Joel Smeenge, 1989
 5..... Jason Feldpausch, 2002
 5..... John Offerdahl, 1984
 5..... Joel Smeenge, 1987
 5..... Terrence Moore, 2000

GAME

3..... John Offerdahl vs. Marshall, 1984
 3..... Roy Swoape vs. Kent, 1984

RECOVERED FUMBLES

CAREER

8..... John Offerdahl, 1982-85
 7..... Doug Kraus, 1986-89
 6..... George Bullock, 1977-80
 6..... Dave Knapp, 1979-82
 6..... Sean Mulhearn, 1987-90

SEASON

5..... Doug Kraus, 1988
 5..... Paul Johnson, 1988
 5..... Sean Mulhearn, 1989
 4..... seven times

GAME

3..... Trevor Ishmael vs. Akron, 2011
 3..... Rich Townsend vs. Northern Illinois, 1978
 3..... George Bullock vs. Central Michigan, 1979
 3..... Paul Johnson vs. Northern Illinois, 1988

INTERCEPTIONS

CAREER

24..... Dave Kribs, 1937-39
 15..... Floyd Stollsteimer, 1951-53
 15..... Ron Karlis, 1970-72
 14..... Ronald Rogers, 1997-01

SEASON

11..... Dave Kribs, 1939
 9..... Dave Kribs, 1938
 9..... Bill Yambrick, 1942
 9..... Floyd Stollsteimer, 1951

GAME

4..... Bill Yambrick vs. Wayne State, 1942
 4..... Sam Antonazzo vs. Marshall, 1968
 3..... Tony Carr vs. Eastern Michigan, 2002
 3..... Dave Gapinski vs. Ohio, 1976
 3..... Dick Trudeau vs. West Texas State, 1966
 3..... George Ihler vs. Marshall, 1962

INTERCEPTION RETURN YARDS

CAREER

313..... Ron Karlis, 1970-72
 229..... Dave Hudson, 1966-68
 223..... Floyd Stollsteimer, 1951-53

SEASON

247..... Ron Karlis, 1972
 154..... Floyd Stollsteimer, 1951
 149..... Marty Barski, 1966

GAME

109..... Sam Antonazzo vs. Marshall, 1968
 108..... Eric Nunlee vs. Kent, 1996
 106..... Londen Fryar vs. Toledo, 2006
 100..... Vern Brown vs. Brigham Young, 1970
 100..... Eric Manns vs. Ball State, 1978

PLAY

100..... Vern Brown vs. Brigham Young, 1970 (TD)
 99..... Dick Bezile vs. Marshall, 1959 (TD)

92..... Londen Fryar vs. Toledo, 2006 (TD)
 87..... Greg Williams vs. Northern Illinois, 1976 (TD)

PASS DEFLECTIONS

CAREER

38..... Ronald Rogers, 1997-01
 33..... Demetrius Jones, 1980-83
 30..... Vern Brown, 1969-71
 29..... Paul Davis, 1988-89; 1991-92
 27..... Londen Fryar, 2005-08
 27..... Mike Wood, 1971-73

SEASON

20..... Mike Wood, 1973
 16..... Londen Fryar, 2007
 14..... Vern Brown, 1969
 14..... Heron O'Neal, 1997
 13..... Vern Davis, 1969

GAME

6..... Londen Fryar vs. Akron, 2007
 4..... 13 times

TOUCHDOWN SAVES

(Stat not kept after 1992)

CAREER

15..... Denny Robinson, 1984-87
 12..... Mike Gary, 1981-83
 11..... John Smith, 1973-76

SEASON

10..... Mike Gary, 1983
 8..... Willie Berrios, 1988

GAME

3..... Denny Robinson vs. Michigan State, 1986
 3..... Paul Davis vs. Central Michigan, 1992

BLOCKED KICKS

CAREER

5..... Cory Flom, 2005-06
4..... Drew Nowak, 2008-present
 3..... Nick Varcadipane, 2005-06
 3..... Paul Moersch, 2002-05
 3..... Demetrius Jones, 1980-83
 3..... Paul Davis, 1988-89
 3..... William Reed, 1996-98

SEASON

4..... Cory Flom, 2006
 3..... Paul Moersch, 2005
 2..... 12 times

GAME

2..... Cory Flom at Indiana, 2006 (two FG's)
 2..... Bill Chopp vs. Michigan State, 1997 (punt)

Active players italicized in bold





WMU FOOTBALL TEAM RECORDS



TEAM RECORDS – SEASON

MOST WINS:

9 1988, 2000, 2008 seasons

FEWEST WINS:

1 1906, 1953, 1955, 1975, 2004 seasons

MOST LOSSES:

10 1975, 2004 seasons

FEWEST LOSSES:

0 1909, 1913, 1914, 1922, 1932, 1941 seasons

LONGEST WINNING STREAK:

12 1921-23 seasons

LONGEST UNBEATEN STREAK:

16 1921-23 seasons

LONGEST LOSING STREAK:

14 1974-75 seasons

MOST POINTS:

427 2011 season

FEWEST POINTS:

26 1906 season

MOST TOUCHDOWNS:

54 2011 season

FEWEST TOUCHDOWNS:

3 1939 season

MOST POINTS AFTER TOUCHDOWNS:

54 2011 season

FEWEST POINTS AFTER TOUCHDOWNS:

0 1934 season

MOST RUSH ATTEMPTS:

677 1976 season

FEWEST RUSH ATTEMPTS:

285 1953 season

MOST RUSHING YARDS:

3136 1976 season

FEWEST RUSHING YARDS:

863 1953 season

MOST PASS ATTEMPTS:

535 2008 season

FEWEST PASS ATTEMPTS:

77 1958 season

MOST PASS COMPLETIONS:

346 2008 season

FEWEST PASS COMPLETIONS:

19 1958 season

MOST INTERCEPTIONS THROWN:

26 1987 season

FEWEST INTERCEPTIONS THROWN:

5 1977 season

MOST PASSING YARDS:

3,946 2011 season

FEWEST PASSING YARDS:

524 1975 season

MOST YARDS LOST:

469 1973 season

FEWEST YARDS LOST:

137 1976 season

MOST TOTAL YARDS:

5,475 2011 season

FEWEST TOTAL YARDS:

1,506 1953 season

MOST OFFENSIVE PLAYS:

893 2008 season

FEWEST OFFENSIVE PLAYS:

320 1951 season

MOST FIRST DOWNS:

290 2011 season

FEWEST FIRST DOWNS:

73 1949 season

MOST FIRST DOWNS, RUSHING:

158 1976 season

FEWEST FIRST DOWNS, RUSHING:

47 1953 season

MOST FIRST DOWNS, PASSING:

184 2011 season

FEWEST FIRST DOWNS, PASSING:

12 1958 season

MOST FIRST DOWNS, PENALTIES:

30 1998 season

FEWEST FIRST DOWNS, PENALTIES:

2 1945, 1947, 1961 seasons

MOST DEFENSIVE INTERCEPTIONS:

30 1970 season

FEWEST DEFENSIVE INTERCEPTIONS:

2 1960 season

MOST FUMBLES:

46 1972, 1973 seasons

FEWEST FUMBLES:

14 2001 season

MOST FUMBLES LOST:

27 1972 season

FEWEST FUMBLES LOST:

6 1995 season

MOST PUNTS:

75 1973 season

FEWEST PUNTS:

23 1949 season

MOST PUNT YARDS:

3,181 2003 season

FEWEST PUNT YARDS:

803 1949 season

MOST KICKOFF RETURNS:

58 2011 season

FEWEST KICKOFF RETURNS:

12 1947 season

MOST KICKOFF RETURN YARDS:

1,317 2011 season

FEWEST KICKOFF RETURN YARDS:

265 1949 season

MOST PUNT RETURNS:

40 2002, 2003 seasons

FEWEST PUNT RETURNS:

5 1947 season

MOST PUNT RETURN YARDS:

567 2000 season

FEWEST PUNT RETURN YARDS:

60 1975 season

MOST RETURN YARDS:

1,566 2011 season

FEWEST RETURN YARDS:

27 1960 season

MOST PENALTIES:

92 1988 season

FEWEST PENALTIES:

39 1938 season

MOST PENALTY YARDS:

818 1988 season

FEWEST PENALTY YARDS:

373 1968 season

HIGHEST HOME ATTENDANCE, TOTAL:

134,368 1999 season (five games)

HIGHEST HOME ATTENDANCE, AVG.:

26,874 1999 season

HIGHEST TOTAL (ALL GAMES):

373,867 2009 season

TEAM RECORDS – GAME

MOST POINTS:

103, vs. Hillsdale, 1918 (103-0)

MOST POINTS, QUARTER:

35, vs. Kent State, 1996

LARGEST WIN:

103, vs. Hillsdale, 1918 (103-0)

LARGEST LOSS:

58, vs. Florida State, 1991 (58-0)

MOST POINTS ALLOWED:

67, vs. Ohio, 1953 (67-12 loss)

MOST RUSHING ATTEMPTS:

88, vs. Marshall, 1970

FEWEST RUSHING ATTEMPTS:

16, at Michigan State, 2009

16, vs. Toledo, 1999

MOST RUSHING YARDS:

495, vs. Grand Rapids Vet., 1916

MOST RUSHING YARDS ALLOWED:

494, at Northern Illinois, 2011

FEWEST RUSHING YARDS ALLOWED:

-21, vs. Southwestern Louisiana, 1994

MOST PASSING YARDS:

548, at Toledo, 2011

FEWEST PASSING YARDS ALLOWED:

0, vs. Ohio, 1997

MOST PASS ATTEMPTS:

66 vs. Central Michigan, 2009

MOST PASS COMPLETIONS:

43 vs. Toledo, 2010

FEWEST PASS ATTEMPTS ALLOWED:

3, vs. Ohio, 1997

FEWEST PASS COMPLETIONS ALLOWED:

0, vs. Ohio, 1997

INTERCEPTIONS THROWN:

7, vs. Miami, 1972

MOST TOTAL YARDS:

663, vs. Eastern Michigan, 1998

MOST TOTAL YARDS ALLOWED:

804, at Toledo, 2011

FEWEST TOTAL YARDS ALLOWED:

57, vs. Marshall, 1972

MOST COMBINED TOTAL YARDS:

1,439, at Toledo, 2011

MOST PLAYS:

105, vs. Toledo, 1992

FEWEST PLAYS:

39, vs. Kent State, 1966

MOST FIRST DOWNS:

36, vs. Eastern Michigan, 1998

MOST FIRST DOWNS, RUSHING:

25, vs. Marshall, 1970



WMU FOOTBALL TEAM/ATTENDANCE/NCAA RECORDS

**MOST FIRST DOWNS, PASSING:**

23, at Toledo, 2011
 20, vs. Central Michigan, 2009
 20, vs. Illinois State, 2001
 20, vs. Buffalo, 1999
 20, vs. Eastern Michigan, 1998

MOST FIRST DOWNS, PENALTIES:

7, vs. Arkansas State, 1968

FEWEST FIRST DOWNS:

0, vs. Detroit, 1939

FEWEST FIRST DOWNS ALLOWED:

1, vs. Illinois College, 1938

FEWEST FIRST DOWNS, RUSHING:

0, vs. Ball State, 1992

0, vs. Idaho, 1972

FEWEST FIRST DOWNS, PASSING:

0, vs. Ohio, 1997

0, vs. Central Michigan, 1973

0, vs. Ball State, 1971

0, vs. Central Michigan, 1970

MOST FIELD GOALS:

7, vs. Marshall, 1984

MOST PAT KICKS:

10, vs. Kent State, 1996

MOST INTERCEPTIONS:

7, vs. Marshall, 1968

MOST FUMBLES LOST:

5, five times

MOST FUMBLE RECOVERIES:

7, vs. Kent State, 1989

7, vs. Ohio, 1952

FEWEST PENALTIES:

0, vs. Marshall, 1999

FEWEST YARDS PENALIZED:

0, vs. Marshall, 1999

MOST PENALTIES:

16, vs. West Virginia, 1996

MOST YARDS PENALIZED:

163, vs. Marshall, 1969

LARGEST ATTENDANCE, HOME:

36,361 vs. Indiana State, 2000

LARGEST ATTENDANCE, ROAD:

109,837 vs. Michigan, 2001

WALDO STADIUM (crowds over 30,000)

36,361	Indiana State (N)	W	2000
36,102	Central Michigan (N)	W	1999
35,874	Youngstown State (N)	W	1999
35,107	Northern Illinois (N)	W	1998
33,976	Illinois State (N)	W	2001
33,272	Central Michigan	L	1989
32,285	Central Michigan	W	1988
32,255	Central Michigan	L	1980
31,129	Indiana (N)	L	2007
30,848	Central Michigan	L	1983
30,734	Western Illinois (N)	W	1994
30,472	Marshall	L	1999
30,327	Eastern Illinois (N)	L	1996

(N) = Night Game

AWAY GAMES (crowds over 50,000)

110,506	Michigan	L	2011
109,837	Michigan	L	2001
109,019	Michigan	L	2009
107,856	Michigan	L	2002
85,322	Florida	L	1999
84,485	Nebraska	L	2008
80,795	Notre Dame	L	2010
78,236	Florida State	L	2006
77,843	Wisconsin	L	2000
76,107	Auburn	L	1995
75,769	Michigan State	L	2010
75,123	Michigan State	L	1980
72,923	Michigan State	L	2003
72,317	Michigan State	L	1997
70,585	Iowa	W	2007
67,195	Wisconsin	L	1981
65,907	Michigan State	L	1986
65,115	Virginia Tech	L	2004
63,829	Michigan State	L	1985
60,913	Florida State	L	1991
60,563	West Virginia	L	2007
60,206	Missouri	L	1999
59,679	Virginia	W	2006
58,880	Rice (B)	L	2008
55,650	Iowa	W	2000
55,140	Purdue	L	2002
54,120	Purdue	L	1993
53,662	Virginia Tech	L	2001
53,480	Missouri	L	2007
50,137	South Carolina	L	1979

(B) = 2008 Texas Bowl

WMU vs. Ranked Opponents

Nov. 8, 1947	at No. 11 Illinois	L, 14-60
Sept. 21, 1963	at No. 7 Wisconsin	L, 0-41
Nov. 3, 1973	No. 16 Miami	L, 9-24
Nov. 2, 1974	at No. 16 Miami	L, 0-31
Nov. 8, 1975	No. 17 Miami	L, 21-44
Sept. 14, 1991	at No. 1 Florida State	L, 0-58
Oct. 21, 1995	at No. 13 Auburn	L, 13-34
Oct. 12, 1996	at No. 24 Wyoming	L, 28-42
Sept. 6, 1997	at No. 25 Michigan State	L, 10-42
Sept. 4, 1999	at No. 4 Florida	L, 26-55
Dec. 3, 1999	vs. No. 11 Marshall (MAC)	L, 30-34
Aug. 3, 2000	at No. 4 Wisconsin	L, 7-19
Sept. 8, 2001	at No. 9 Virginia Tech	L, 0-31
Sept. 7, 2002	at No. 7 Michigan	L, 12-35
Sept. 28, 2002	No. 5 Virginia Tech	L, 0-30
Oct. 19, 2002	at No. 25 Bowling Green	L, 45-48
Oct. 18, 2003	at No. 12 Northern Illinois	L, 10-37
Sept. 3, 2005	at No. 23 Virginia	L, 19-31
Sept. 1, 2007	at No. 3 West Virginia	L, 24-52
Nov. 25, 2008	at No. 15 Ball State	L, 22-45

(MAC) = MAC Championship Game

NCAA RECORDS**SINGLE GAME****MOST RECEIVING YARDS, FRESHMAN:**

263, Corey Alston vs. Eastern Michigan, 1997

MOST POINTS SCORED BY KICKING:

24, Mike Prindle vs. Marshall, 1984

MOST FIELD GOALS MADE:

7, Mike Prindle vs. Marshall, 1984

MOST FIELD GOALS ATTEMPTED:

9, Mike Prindle vs. Marshall, 1984

MOST SACKS IN A GAME:

6.0, Ameer Ismail at Ball State, 2006 (T)

CAREER**KICK RETURN YARDS:**

3,118, Brandon West, 2006-09

ALL-PURPOSE YARDS:

7,764, Brandon West, 2006-09

(T) Tied record





WMU FOOTBALL POSTSEASON BOWL RECORDS



WESTERN MICHIGAN ALL-TIME BOWL RESULTS

Aviation Bowl vs. New Mexico - Dec. 9, 1961 - L, 12-28
 California Bowl vs. Fresno State - Dec. 10, 1988 - L, 30-35
 International Bowl vs. Cincinnati - Jan. 6, 2007 - L, 24-27
 Texas Bowl vs. Rice - Dec. 30, 2008 - L, 14-38

RUSHING YARDS

Brandon West	2007	International Bowl	109
Tony Kimbrough	1988	California Bowl	102
Robert Davis	1988	California Bowl	71
Bob White	1961	Aviation Bowl	43
Bill Schlee	1961	Aviation Bowl	28
Karl Toth	1961	Aviation Bowl	10
Dave Cooke	1961	Aviation Bowl	6
Paul Agema	1988	California Bowl	1

RUSHING ATTEMPTS

Brandon West	2007	International Bowl	21
Tony Kimbrough	1988	California Bowl	17
Brandon West	2008	Texas Bowl	15
Robert Davis	1988	California Bowl	15
Bob White	1961	Aviation Bowl	10
Bill Schlee	1961	Aviation Bowl	9
Paul Agema	1988	California Bowl	3
Aaron Winchester	2008	Texas Bowl	2
Karl Toth	1961	Aviation Bowl	2
Schneider Julien	2008	Texas Bowl	1
Glenis Thompson	2008	Texas Bowl	1
Dave Cooke	1961	Aviation Bowl	1

RUSHING TDs

Brandon West	2007	International Bowl	1
Bob White	1961	Aviation Bowl	1
Robert Davis	1988	California Bowl	1
Tony Kimbrough	1988	California Bowl	1

LONGEST RUSH

Robert Davis	1988	California Bowl	51 (TD)
--------------	------	-----------------	---------

PASSING YARDS

Tony Kimbrough	1988	California Bowl	366
Ryan Cubit	2007	International Bowl	260
Ed Chlebeck	1961	Aviation Bowl	207

PASSING ATTEMPTS

Tony Kimbrough	1988	California Bowl	57
Ryan Cubit	2007	International Bowl	43
Tim Hiller	2008	Texas Bowl	42
Ed Chlebeck	1961	Aviation Bowl	33

PASS COMPLETIONS

Tony Kimbrough	1988	California Bowl	24
Ryan Cubit	2007	International Bowl	23
Ed Chlebeck	1961	Aviation Bowl	18

COMPLETION PERCENTAGE

Ryan Cubit	2007	International Bowl	54.7
Ed Chlebeck	1961	Aviation Bowl	54.5
Tony Kimbrough	1988	California Bowl	42.1

PASSING TDs

Tim Hiller	2008	Texas Bowl	2
Tony Kimbrough	1988	California Bowl	2
Ryan Cubit	2007	International Bowl	1
E.J. Biggers	2007	International Bowl	1
Ed Chlebeck	1961	Aviation Bowl	1

INTERCEPTIONS

Tony Kimbrough	1988	California Bowl	0
Ed Chlebeck	1961	Aviation Bowl	1

LONGEST COMPLETION

E.J. Biggers	2007	International Bowl 76 (Simmons) (TD)
Tony Kimbrough	1988	California Bowl . 55 (A. Boyko) (TD)

RECEIVING YARDS

Jamarko Simmons	2007	International Bowl	172
Allan Boyko	1988	California Bowl	120
Robert Oliver	1988	California Bowl	119
Dennis Holland	1961	Aviation Bowl	114
Paul Agema	1988	California Bowl	53
Allen Schau	1961	Aviation Bowl	47
Bruce Boyko	1988	California Bowl	40
Bill Somerville	1961	Aviation Bowl	36
Robert Davis	1988	California Bowl	20
Dave Cooke	1961	Aviation Bowl	16
David Belle	1988	California Bowl	14
Jim Bednar	1961	Aviation Bowl	10

RECEPTIONS

Jamarko Simmons	2007	International Bowl	13
Robert Oliver	1988	California Bowl	7
Dennis Holland	1961	Aviation Bowl	7
Jamarko Simmons	2008	Texas Bowl	6
Brandon West	2008	Texas Bowl	6
Paul Agema	1988	California Bowl	6
Allan Boyko	1988	California Bowl	5
Dave Cooke	1961	Aviation Bowl	5
Allen Schau	1961	Aviation Bowl	4
Schneider Julien	2008	Texas Bowl	3
Bruce Boyko	1988	California Bowl	3
Juan Nunez	2008	Texas Bowl	2
Robert Davis	1988	California Bowl	2
Louis Delmas	2008	Texas Bowl	1
Kirk Elsworth	2008	Texas Bowl	1
Branden Ledbetter	2008	Texas Bowl	1
David Belle	1988	California Bowl	1
Jim Bednar	1961	Aviation Bowl	1
Bill Somerville	1961	Aviation Bowl	1

RECEIVING TDs

Kirk Elsworth	2008	Texas Bowl	1
Schneider Julien	2008	Texas Bowl	1
Herb Martin	2007	International Bowl	1
Jamarko Simmons	2007	International Bowl	1
Robert Davis	1988	California Bowl	1
Robert Oliver	1988	California Bowl	1
Dave Cooke	1961	Aviation Bowl	1

LONGEST RECEPTION

Jamarko Simmons	2007	International Bowl	76 (TD)
Allan Boyko	1988	California Bowl	55 (TD)

FG ATTEMPTS

Nate Meyer	2007	International Bowl	2
John Creek	1988	California Bowl	2

FG MADE

Nate Meyer	2007	International Bowl	1
John Creek	1988	California Bowl	1

LONGEST FIELD GOAL

Nate Meyer	2007	International Bowl	29
John Creek	1988	California Bowl	29





WMU FOOTBALL POSTSEASON BOWL RECORDS



PUNTS

Bill Stein	1988	California Bowl	9
Jim Laney	2007	International Bowl	7
Ben Armer	2008	Texas Bowl	5
Jim Bednar	1961	Aviation Bowl	4

PUNT AVERAGE

Jim Laney	2007	International Bowl	41.6
Bill Stein	1988	California Bowl	40.6
Ben Armer	2008	Texas Bowl	36.4
Jim Bednar	1961	Aviation Bowl	36

LONGEST PUNT

Jim Laney	2007	International Bowl	51
Bill Stein	1988	California Bowl	48

LONGEST KICK OFF RETURN

Allan Boyko	1988	California Bowl	23
-------------	------	-----------------	----

LONGEST PUNT RETURN

Schneider Julien	2008	Texas Bowl	17
Paul Agema	1988	California Bowl	17

TACKLES

Eric Hoffman	1988	California Bowl	15
Louis Delmas	2008	Texas Bowl	10
Willie Berrios	1988	California Bowl	10
EJ Biggers	2008	Texas Bowl	8
Londen Fryar	2007	International Bowl	8
Dustin Duclou	2007	International Bowl	7
Paul Tithof	2007	International Bowl	7
C.J. Wilson	2007	International Bowl	7
Sean Mulhearn	1988	California Bowl	7
Joel Smeenge	1988	California Bowl	7
C.J. Wilson	2008	Texas Bowl	6
Paul DeVries	1988	California Bowl	6
Marvin Feenstra	1961	Aviation Bowl	6
Milke Snodgrass	1961	Aviation Bowl	6
Justin Braska	2008	Texas Bowl	5
Cody Cielenski	2008	Texas Bowl	5
Boston McCornell	2008	Texas Bowl	5
Austin Pritchard	2008	Texas Bowl	5
Brian Johnson	1988	California Bowl	5
Ken Reasor	1961	Aviation Bowl	5
Allen Schau	1961	Aviation Bowl	5

TACKLES FOR LOSS

Doug Kraus	1988	California Bowl	3
Allen Schau	1961	California Bowl	3
Justin Braska	2008	Texas Bowl	2.5
Zach Davidson	2007	International Bowl	2.5
Eric Hoffman	1988	California Bowl	2
Joel Smeenge	1988	California Bowl	2

SACKS

Justin Braska	2008	Texas Bowl	2.5
Zach Davidson	2007	International Bowl	2.5
Joel Smeenge	1988	California Bowl	2
Terry Crews	1988	California Bowl	1
Greg Powell	1988	California Bowl	1
Allen Schau	1961	Aviation Bowl	1

PASS INTERCEPTIONS

Paul Davis	1988	California Bowl	2
Matt Ludeman	2007	International Bowl	1
Paul Tithof	2007	International Bowl	1
Sean Mulhearn	1988	California Bowl	1

LONGEST PASS INTERCEPTION RETURN

Sean Mulhearn	1988	California Bowl	9
---------------	------	-----------------	---

BLOCKED KICKS

Karl Toth	1961	Aviation Bowl	1
-----------	------	---------------	---

TEAM

MOST POINTS	1988	California Bowl	30
LEAST POINTS	1961	Aviation Bowl	12

MOST POINTS ALLOWED	2008	Texas Bowl	38
LEAST POINTS ALLOWED	2007	International Bowl	27

MOST YARDS	1988	California Bowl	503
LEAST YARDS	2008	Texas Bowl	278

MOST YARDS ALLOWED	2008	Texas Bowl	455
LEAST YARDS ALLOWED	1961	Aviation Bowl	339

LARGEST DEFICIT

FIRST HALF	2008	Texas Bowl	24
	2007	International Bowl	24
SECOND HALF	2008	Texas Bowl	38

LARGEST LEAD

FIRST HALF	NA
SECOND HALF	NA

